



dPMR™ — Digital Radio Solutions for Business



What is dPMR™ ? Why Digital?

What is dPMR™?

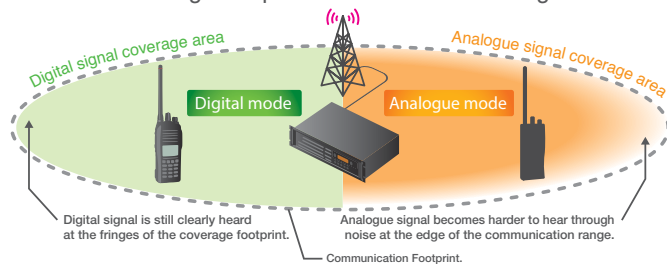
dPMR is a 6.25 kHz FDMA based digital radio protocol described in the ETSI technical standards TS 102 490 and TS 102 658. The TS 102 490 standard defines dPMR 446 license-free radio and the TS 102 658 defines Mode 1 peer-to-peer mode, Mode 2 repeater mode and Mode 3 digital trunking. dPMR is specifically targeting highly functional solutions by using lower cost and less complex technology. Details of the dPMR protocol can be found on the dPMR Association website. (<http://www.dpmr-mou.org>)

ETSI Standards	Tier	Mode	Descriptions
TS 102 490	Tier 1	–	License-free (dPMR 446)
TS 102 658	Tier 2	Mode 1	Direct Peer-to-peer Mode
		Mode 2	Conventional Repeater Mode
		Mode 3	Digital Trunking Mode

The Digital Advantage

• Wider Communication Coverage

When compared to an analogue FM signal, digital easily outperforms analogue at the fringes of the communication range, thus providing more intelligible audio over a greater total area, even if the coverage footprint is the same as analogue FM.

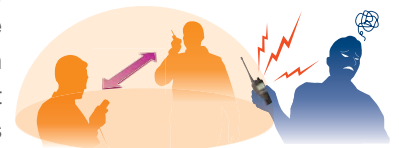


• Better Audio Quality

dPMR radios incorporate the industry standard DVSI AMBE+2™ vocoder. The vocoder converts the analogue audio signal to a digital signal and reduces unwanted signals such as background noise and acoustic echo to deliver better voice quality and clarity.

• Secure Conversation

Using digital modulation, dPMR radios cannot be easily monitored with an analogue receiver. A 15-bit digital scrambler also adds to the enhanced security of dPMR radios.



Cannot be easily monitored

• Flexible Migration and Upgrade Path

The dPMR system allows you to scale migration to a digital system at your own pace and needs, while running your existing system. If the radio users increase in the future, or you require expanded communication coverage, the dPMR conventional system can be upgraded to a multi-site system, or grow into a Mode 3 trunking system while using the same subscribers*. This provides investment protection for your communication system.

* Depending on radio model/firmware revision.

• IP Network Connectivity

Since the dPMR system uses digital signals, these can be easily converted and transferred to an IP network or IP based applications. This means an increase in communication coverage.



Why 6.25 kHz FDMA Narrowband?

True Narrowband: Reliable Communications for Half the Spectrum!

6.25 kHz FDMA allows you to double the capacity of your valued spectrum. The choice of two independent 6.25 kHz in 12.5 kHz, or a standalone 6.25 kHz channel is yours. This double capacity/independent channel flexibility and efficiency is only possible with 6.25 kHz FDMA.

Communications Reliability When You Most Need It

No need to allow for TDMA time slot synchronization. Instant communications in emergencies and critical situations. FDMA is the fail safe mode of choice in land mobile radio. Nothing else compares.

FDMA: Proven History Like No Other Radio Technology

For over 50 years, FDMA has been the backbone of two-way radio communication. Generational enhancements have culminated in the realization of 6.25 kHz FDMA digital protocols that are literally ahead of their time, while keeping backward compatibility with analog FM.

dPMR™ Calling Features

Supplementary Service

Pre-emptive emergency: If all traffic channels are busy, this call service clears down the existing call and gives the highest priority. In a dPMR Mode 3 system, the network will attempt to connect this type of call as quickly as possible.

Ambience listening: The ambience listening function allows the dispatcher to turn on the PTT from a remote location and transmit anything the microphone hears for a preprogrammed period.

Remote kill: This function disables a lost or stolen radio over the air, eliminating security threats from undesired listeners.

Remote stun/revive: The remote stun function temporarily locks out a radio until the revive command is received, or the user password is entered.

Call back (Radio function): Up to ten missed incoming calls can be stored to return the call later.

Call queue: If a called party or channel is busy, the call queue automatically connects the call when it becomes available.

Digital voice scrambler: A built-in digital voice scrambler provides about 32,000 codes scrambler for secure conversations.

ANI (Automatic Number Identification): The ANI function shows the alias ID number on the LCD while receiving a call, allowing the radio user to identify who is calling.

Late entry: If a group call is in progress when a member of the group turns on the radio or comes into the radio coverage area, this function shows the caller's name, and allows the user to join the conversation.

6.25 kHz Channels: the Current and Future Trend

6.25 kHz channel plans and standards are used in North America, Europe, Japan, Oceania, and the list goes on. 6.25 kHz provides an answer to the worldwide problem of spectrum shortage and efficient use.

6.25 kHz Fundamental Excellence

Narrower bandwidth FDMA provides technical excellence in sensitivity, interference resistance, increased coverage, audio quality, spectrum efficiency and more. Why look at anything else?

Voice Services

Individual call and group call: Radio to radio, radio to group and radio to all users calls are supported.

Broadcast call: One-way voice call to a pre-programmed talkgroup.

All call: Radio to all users calls.

Gateway call: This is any call through a gateway to or from line connected destinations such as Telephone or SIP Phones. External gateway device required.

Data Services

Short Data Message (SDM): A data service that supports a variety of standard formats – Binary Code, Text and GPS.

Status call: 32 preprogrammed status messages can be sent and received. The status call can be used as a trigger for special functions such as ambience listening, remote stun/kill/revive and GPS data delivery.

Transparent data call: This function uses a dPMR radio as a data modem allowing data communication on a 6.25 kHz channel such as for a remote telemetry system or data applications.

GPS data delivery: Sends GPS position data with Status, SDM and emergency calls. Position data can be used for GPS-based vehicle management applications.

Features	Mode 3	Mode 1/2
Individual Call	✓	✓
Group Call	✓	✓
Broadcast Call	✓	✓
All Call	✓	✓
Gateway Call	✓	✓
Short Data Message (SDM)	✓	✓
Status Call	✓*	✓
Transparent Data Call	✓	✓
GPS Data Delivery	✓	✓
Emergency Call & Alert	✓	✓
Pre-emptive Emergency	✓	–
Ambience Listening	✓	✓
Remote Kill/Stun/Revive	✓	✓
Call Back* (* Radio function)	✓ (Maximum 10 stack)	–
Call Queue	✓	–
Digital Voice Scrambler* (* Radio function)	✓	✓
ANI* (* Radio function)	✓	✓
Late Entry to Group Call	✓	✓
Call Set-up	✓	✓

* Individual call only.

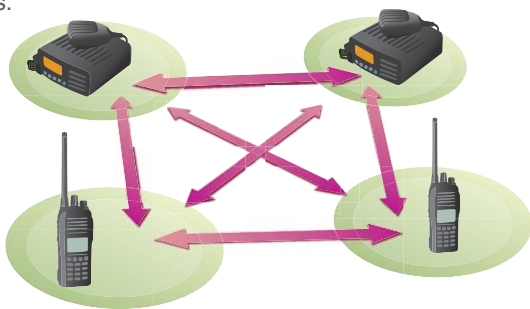
dPMR™ Conventional Modes

dPMR™ Conventional Mode (Mode 1/ Mode 2)

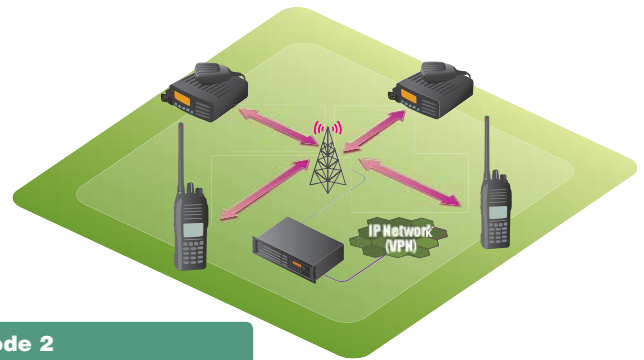
dPMR Mode 1 and Mode 2 are the digital conventional modes for small user systems and/or for low density traffic systems. Mode 1 is peer-to-peer communications and Mode 2 is repeater/infrastructure added to Mode 1.

The analogue PMR system users who are mainly running 5-Tone or BIIS signaling can easily migrate to the digital conventional mode. “Call setup and clear down” operation is implemented for familiarity for analogue users. dPMR radios are designed to coexist with analogue radio systems, and can receive both analogue and digital mode signals on a single channel.

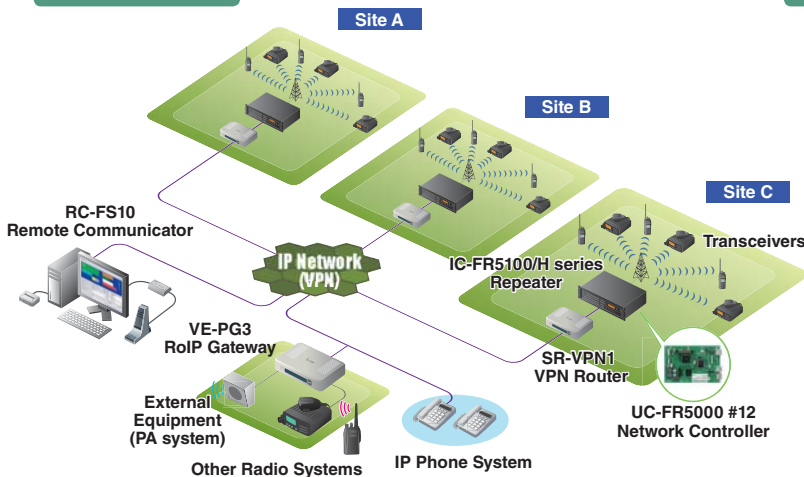
In Mode 2 conventional systems, up to 16 repeater sites can be interconnected over an IP network, and you can build low complexity multi-site systems.



Mode 1
Peer-to-peer mode



Mode 2
Conventional repeater mode



Mode 2
Conventional repeater mode with an IP network connection

Up to 16 repeater sites can be connected over an IP network.

- Flexible migration solution from analogue to digital
- Up to 16 repeater sites • Up to 60000 subscribers
- Web based system administration
System software updates and configuration online
- Status call • Data call (SDM)
- Transparent data call
- Digital/Analogue dual mode*
- * VE-PG3 required to relay analogue voice traffic over the IP network.
- RC-FS10 creates a IP-based virtual radio station on a PC and works as a simple dispatch
- Interconnect with IP phone, analogue radio and IP advanced radio systems with the VE-PG3 RoIP gateway
- Voting scan function allows selection of a repeater from multiple repeater sites, depending on the RSSI level

Examples of dPMR™ End Users

The following are some examples of dPMR™ implementations around the world.

- Local governments (City councils)
- Security/Prisons
- Humanitarian Users
- B&I Users (Manufacturers)
- Utilities (Power Plants)
- Airports/Transportation
- SMR services

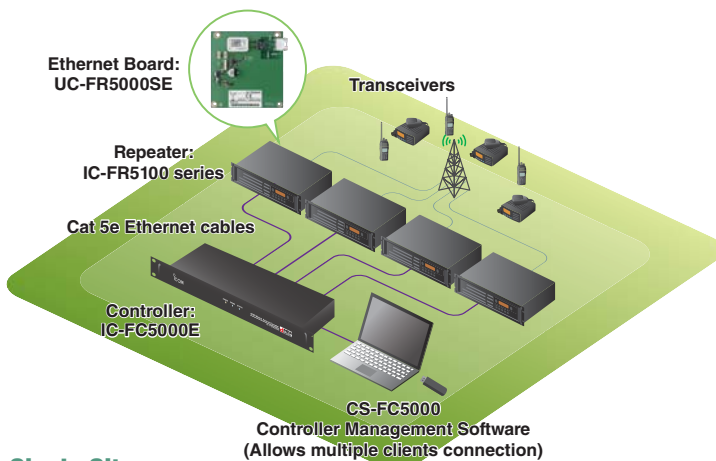


dPMR™ Mode 3 Digital Trunking



dPMR™ Mode 3 Digital Trunking

In a dPMR Mode 3 digital trunking system, when a user requests a call through a dedicated control channel, the trunking controller automatically allocates one of the traffic channels and sets up the call. The system can accommodate a large number of users on a limited number of repeater channels with high efficiency. The System Control Software can interconnect multiple trunking controllers over an IP network, so the system can be expanded from a single site system to multiple sites and increases coverage.

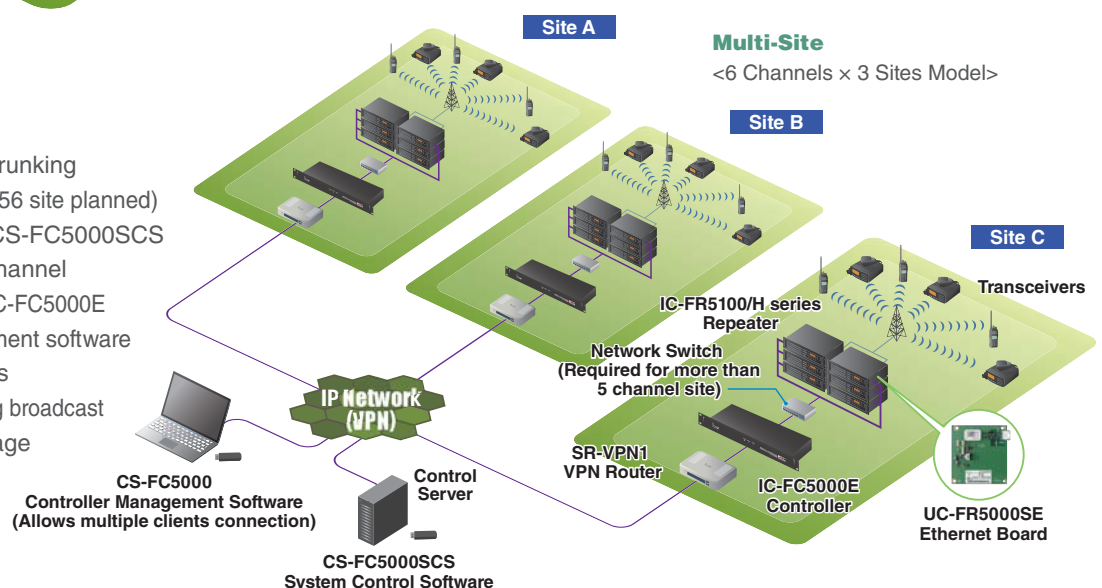


Single Site
<4 Channels x 1 Site Model>

- Up to 32 channels per site
- Minimum 2 channel single site trunking
- Up to 32 site multi-site trunking (256 site planned) with System Control Software, CS-FC5000SCS
- Channel license system. Four channel activation key is supplied with the IC-FC5000E
- CS-FC5000 web based management software allows to connect multiple clients
- Individual and group calls, including broadcast
- Status call • Short data message
- Call Queuing
- Emergency Call with Pre-emption

Centralized Control Channel Trunking

The dPMR Mode 3 trunking system uses a centralized control channel system. The control channel is independent of the traffic channels and continuously transmits a control signal. The system allocates a traffic channel for the whole duration of a call and can provides quick response during a series of calls. The dPMR Mode 3 trunking system is suited to controlling a large number of users and congested traffic channels.



Multi-Site
<6 Channels x 3 Sites Model>

Continued Feature Enhancements (Planned)

In combination with various applications or external devices, the following services will be provided.

- Telephone interconnect
- 3rd party application interface
- Voice recording
- System administration enhancements
- 3rd party dispatcher/AVL interface and SDK



dPMR™ Digital Radios



IC-F3400DPT

IC-F3400DPS

IC-F3400DP

VHF DIGITAL TRANSCEIVERS

IC-F3400DPT/DPS/DP (5 W)

UHF DIGITAL TRANSCEIVERS

IC-F4400DPT/DPS/DP (5 W)

IDAS™ TAKES YOU TO A NEW LEVEL OF "SMART"

dPMR MODE 1 MODE 2	MODE 3 TRUNKING UPGRADE	5-TONE CTCSS / DTCS FOR ANALOGUE	IP68 WATERPROOF & DUST-TIGHT	MIL-STD810	COLOUR LCD	10 HOURS BATTERY LIFE (with BP-283)	MOTION/ STATIONARY SENSOR	MAN DOWN, LONE WORKER
INTEGRATED GPS	VOICE ANNOUNCEMENT	VIBRATION ALERT	AUDIO EQUALIZER	ACTIVE NOISE CANCELING	VOICE RECORDING	OTAP / OAA	BLUETOOTH®	

FEATURES

- Small, slim and stylish with custom SoC (System-on-a-Chip)
- High resolution transreflective colour LCD
- Bluetooth® module for remote and hands-free operation
- dPMR™ Mode 1/2 digital and Mode 3 trunking with the upgrade licence
- OTAP (Over-the-Air-Programming) and OAA (Over-the-Air-Alias)*
- IP68 waterproof (1 m depth water for 1 hour) and dust-tight

* Optional software required.

- Motion/Stationary detection, man down and lone worker functions
- Vibration alert
- Audio equalizer and active noise canceling
- Digital voice recording to a microSD card
- USB port for PC connection
- AquaQuake™ function
- Menu and function item localization
- Internal clock
- Broadcast call
- Ambience listening
- Status call and short data message
- Call back function for Mode 3
- Transparent data
- Remote kill, stun and revive
- Built-in 5-Tone, 2-Tone, CTCSS and DTCS
- DTMF autodial memories and decoder
- MDC 1200 compatible
- BIIS 1200 functions

* Some functions will be available with future firmware upgrade.

Supplied Accessories

- Battery pack, BP-283
- Belt clip, MB-133
- * May differ or not supplied, depending on version.



IC-F3262DT

IC-F4262DS

VHF DIGITAL TRANSCEIVERS

IC-F3262DT/DS (5 W)

UHF DIGITAL TRANSCEIVERS

IC-F4262DT/DS (5 W)

ADVANCED DIGITAL RADIO WITH BUILT-IN GPS AND WATERPROOF

dPMR MODE 1 MODE 2	MODE 3 TRUNKING (Depending on Version)	5-TONE CTCSS / DTCS FOR ANALOGUE	IP67 WATERPROOF & DUST-TIGHT	MIL-STD810	DOT DOT MATRIX DISPLAY
10.5 HOURS BATTERY LIFE (with BP-232WP)	MAN DOWN, LONE WORKER	INTEGRATED GPS			

FEATURES

- dPMR™ Mode 1/2 digital and Mode 3 trunking
- Integrated GPS receiver and man down functions*
- IP67 waterproof and dust-tight
- Large full dot-matrix LCD with menu driven interface
- Transparent data modem function

* Functions are not installed depending on version.

- Broadcast call
- Ambience listening
- Status call and short data message
- Call back function for Mode 3 trunking
- Remote kill, stun and revive
- 14-pin accessory connector with amplifier output
- Built-in 5-Tone, 2-Tone, CTCSS and DTCS
- BIIS 1200 functions
- Eight DTMF autodial memories
- Inversion voice scrambler for analogue
- Audio compander for analogue

Supplied Accessories

- Battery pack, BP-232WP
- Belt clip, MB-94R
- Antenna



dPMR™ Digital Radios / Intrinsically Safe Radio



IC-F1000D

IC-F2000D

VHF DIGITAL TRANSCEIVER

IC-F1000D (5 W)

UHF DIGITAL TRANSCEIVER

IC-F2000D (4 W)

COMPACT, WATERPROOF DIGITAL BUSINESS RADIO



FEATURES

- dPMR™ Mode 1/2 digital and analogue
- Slim, compact and lightweight
- IP67 waterproof and dust-tight
- Motion/stationary detection, man down and lone worker functions
- Good audio for noisy environments
- Radio stun/kill/revive (RX) • Ambience listening • Status call (TX and RX beep) • Short data message (RX notification) • Voting scan • GPS position data with optional HM-171GPW • Built-in 2-Tone, 5-Tone, CTCSS and DTCS • BIIS 1200 PTT ID and emergency call • DTMF autodial

Supplied Accessories

- Battery pack, BP-280 • Desktop charger, BC-213
- AC adapter, BC-123SE/SUK* • Belt clip, MB-133 • Antenna
- * May differ or not supplied, depending on version.



IC-F3102D

IC-F4102D

VHF HANDHELD TRANSCEIVER

IC-F3102D (5 W)

UHF HANDHELD TRANSCEIVER

IC-F4102D (4 W)

SIMPLE OPERATION FOR INSTANT COMMUNICATION



FEATURES

- dPMR™ Mode 1/2 digital and analogue
- Loud and clear audio
- 111.5 mm height compact body
- IP54 water resistance and dust-protection
- Channel announcement function
- Radio stun/kill/revive (RX) • Ambience listening (RX) • Short data message / Status (RX beep) • MIL-STD rugged construction • GPS position data with optional HM-170GP • Lone worker function • Built-in 2-Tone, 5-Tone, CTCSS and DTCS • BIIS 1200 PTT ID • DTMF autodial • Internal VOX capability

Supplied Accessories

- Battery pack, BP-265 • Desktop charger, BC-193*
- AC adapter, BC-123SE* • Belt clip, MB-124 • Antenna
- * May differ or not supplied, depending on version.

Intrinsically Safe Radio



IC-F3202DEX

IC-F4202DEX

VHF DIGITAL TRANSCEIVER

IC-F3202DEX (1 W)

UHF DIGITAL TRANSCEIVER

IC-F4202DEX (1 W)

IECEx/ATEX INTRINSICALLY SAFE DIGITAL RADIO



FEATURES

- IEC Certifications
Mining : Ex ib I Mb Gas : Ex ib IIC T4 Gb
Dust : Ex ib IIIC T110°C Db -20°C≤Ta≤+55°C
- ATEX Certifications
Mining : I M2 Ex ib I Mb Gas : II 2G Ex ib IIC T4 Gb
Dust : II 2D Ex ib IIIC T110°C Db -20°C≤Ta≤+55°C
- dPMR™ Mode 1/2 digital and analogue
- Power ON/OFF status call (TX) • Radio stun/kill/revive (RX) • Ambience listening (RX) • Emergency (TX) • Voting scan • Built-in 2-Tone, 5-Tone, CTCSS and DTCS • BIIS 1200 PTT ID transmission • DTMF autodial • Optional speaker-microphone, HM-203EX

Supplied Accessories

- Battery pack, BP-277EX • Desktop charger, BC-212EX
- AC adapter, BC-123SE/SUK* • Belt clip, MB-94EX • Antenna
- * May differ depending on version.

Please ask your dealer to ensure the ATEX and IECEx ratings are acceptable for the intended place of use.
The IC-F3202DEX/F4202DEX Intrinsically Safe models should only be used with the specified Intrinsically Safe approved options.

dPMR™ Digital Mobile Radios

VHF DIGITAL TRANSCEIVER

IC-F5400DP

(25 W, Colour LCD)

UHF DIGITAL TRANSCEIVER

IC-F6400DP

(25 W, Colour LCD)

VHF DIGITAL TRANSCEIVER

IC-F5400DPS

(25 W, Segment LCD)

UHF DIGITAL TRANSCEIVER

IC-F6400DPS

(25 W, Segment LCD)



IC-F5400DP



IC-F5400DPS

IDAS™ TAKES YOU TO A NEW LEVEL OF “SMART”



IC-F5400DP/ IC-F5400DP/ IC-F6400DP only IC-F6400DP only

FEATURES

- High resolution colour LCD (IC-F5400DP/F6400DP only.)
- Bluetooth® module for remote and hands-free operation
- dPMR™ Mode 1/2 digital and Mode 3 trunking with the upgrade licence
- OTAP (Over-the-Air-Programming) and OAA (Over-the-Air-Alias)*
- IP55 jet water resistance and dust-protection
- Optional detached controller, dual head or COMMANDMIC™ configurations (IC-F5400DP/IC-F6400DP only.)

* Optional software required.

- Built-in GPS receiver (UX-241 GPS antenna required separately)
 - Lone worker function
 - Audio equalizer and active noise canceling
 - Digital voice recording to a microSD card
 - USB port for PC connection
 - Menu and function item localization
 - Ignition line
 - D-SUB 25-pin ACC connector
 - 20 W audio amplifier
 - Broadcast call
 - Ambience listening
 - Status call and short data message
 - Call back function for Mode 3
 - Transparent data
 - Remote kill, stun and revive
 - Built-in 5-Tone, 2-Tone, CTCSS and DTCS
 - DTMF autodial memories and decoder
 - MDC 1200 compatible
 - BIIS 1200 functions
- * Some functions will be available with future firmware upgrade.

Supplied Accessories

- Hand microphone, HM-221
- DC power cable
- Mounting bracket kit
- Microphone hanger

Multiple Controller Configurations

With a combination with optional separation kits, COMMANDMIC™ and separation cables, three types of controller configurations are available to suit almost any application or installation that may be required.



Detached Controller*

Optional RMK-5 and separation cable required.

A detached controller head with the separated RF unit is a simple to install in almost any vehicle.

* Detached Controller, Dual head and COMMANDMIC configurations are for IC-F5400DP/IC-F6400DP only.

Dual Head Controller*

Optional RMK-7, hand microphone and separation cables required.

Suitable for double cab vehicles. Install the controller head to front and rear seats respectively.

COMMANDMIC™ and Detached Controller*

Optional RMK-5, COMMANDMIC, HM-218 and separation cables required.

The COMMANDMIC is handy for installing a work platform on the rear part of the vehicle.

dPMR™ Digital Radios

VHF DIGITAL TRANSCEIVER

IC-F5062D (25 W)

UHF DIGITAL TRANSCEIVER

IC-F6062D (25 W)

VERSATILE, MULTI-FUNCTION PROFESSIONAL



FEATURES

- dPMR™ Mode 1/2 digital and Mode 3 trunking
- Large dot-matrix LCD with menu driven interface
- IP54 splash resistance and dust-protection (Controller only)
- Detachable front panel (Optional RMK-3 and separation cable required)
- D-SUB 25-pin accessory connector and ignition sensing

- Broadcast call
- Ambience listening
- Status call and short data message
- Transparent data call
- Emergency call and alert
- Remote kill, stun and revive
- Built-in 5-Tone, 2-Tone, CTCSS and DTCS
- Eight DTMF autodial
- Optional voice scrambler UT-109R/UT-110R and built-in inversion voice scrambler for analogue mode
- Ignition line

Supplied Accessories

- Hand microphone, HM-152
- DC power cable
- Microphone hanger
- Mounting bracket kit
- Key assign stickers

VHF DIGITAL TRANSCEIVER

IC-F5122D (25 W)

UHF DIGITAL TRANSCEIVER

IC-F6122D (25 W)

DIGITAL STANDARD MOBILE RADIO



FEATURES

- dPMR™ Mode 1/2 digital and analogue FM mode operation
- Digital/analogue mixed mode operation
- Front mounted speaker delivers clear and loud audio
- Built-in 5-Tone, 2-Tone, CTCSS and DTCS (Analogue mode)
- External memory channel control with optional ACC cable

- Status call and data call (Short Data Message)
- Transparent data call (Xon/Xoff) (Optional OPC-1939 or OPC-2078 required)
- Remote kill, stun and revive (RX)
- Ambient listening (RX)
- Voting scan
- BIIS PTT ID transmission
- Eight DTMF autodial memories
- Lone worker function
- Surveillance function

Supplied Accessories

- Hand microphone, HM-152
- DC power cable
- Microphone hanger
- Mounting bracket kit
- Key assign stickers



dPMR™ 446 Digital Licence-Free Radios



IC-F29DR

dPMR™ 446/PMR 446 TRANSCEIVER

IC-F29DR (500 mW ERP)

PROFESSIONAL DIGITAL LICENCE-FREE RADIO



FEATURES

- Digital: improved resistance to interference
- No licence is required to use the radio
- Compact and slim body (30.3 mm depth)
- IP67 waterproof and dust-tight
- 11 km* coverage (wide open space)

* Communication range will vary depending on terrain and conditions.

- Outstanding audio quality
- 16-position rotary channel knob with voice announcement function
- Call ring tone function
- Operating channels are programmable in the field
- PC programmable
- Digital common ID, CTCSS and DTCS codes for group call
- Power on scan

Supplied Accessories

- Battery pack, BP-280
- Desktop charger, BC-213
- AC adapter, BC-123SE/SUK*
- Belt clip, MB-133
- * May differ or not supplied, depending on version.



RoIP Gateway / VPN Router / Remote Communicator

VIRTUAL RADIO / PC DISPATCH

REMOTE COMMUNICATOR

RC-FS10



FEATURES

- Remote communicator for dPMR™ Mode 2 and analogue radio system
VE-PG3 is required for analogue radio system.
- Up to eight different dPMR Mode 2 and analogue radio systems can be programmed
- Up to 40 buttons programmable. Short data message, status and DTMF can be sent
- Caller ID, called ID, name and call type information are displayed
- Optional HM-154 or SM-26 microphone can be used with the RC-FS10
Optional CT-23 PTT microphone adapter is required



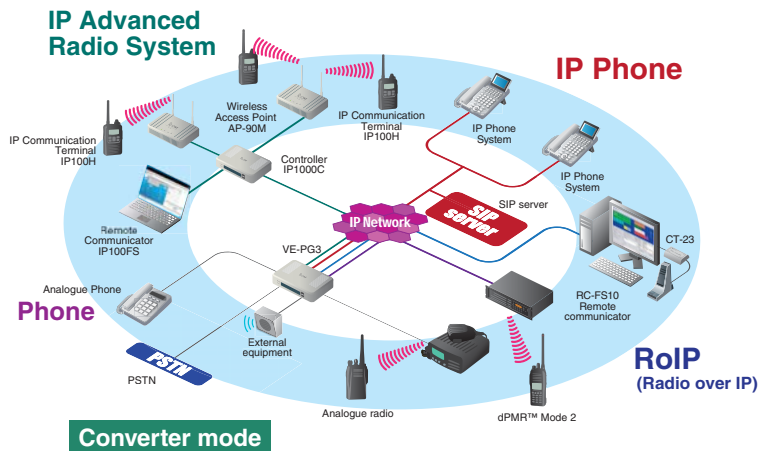
Supplied Accessories

- Installation CD
- USB cable
- Digital converter, CT-24

RoIP GATEWAY VE-PG3



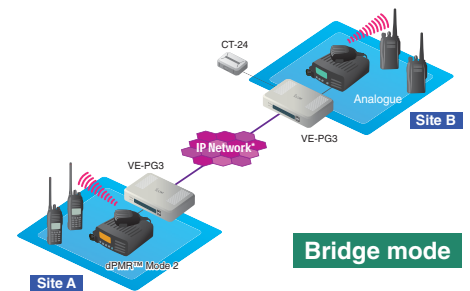
VERSATILE RADIO OVER IP GATEWAY



FEATURES

- Interconnects between dPMR™ Mode 2, analogue radio and IP Advanced Radio System
- Telephone interconnection with IP phone and PSTN lines
- Cross band, cross category interconnection
- Public address, siren, warning light and external equipment connection
- Optional RC-FS10 software for virtual PC dispatch station

• RoIP and SIP gateway functions • Direct dialing from radio user* (* Limited to radios with DTMF capability) • Optional CT-24 digital voice converter converts analog radio and G.711 μ -law codec to the AMBE+2™ codec for the IDAS radio system • The virtual serial port function for remote control connected analogue radios or equipment from a PC over the IP network • IP router function: PPPoE/IPv6 bridge, NAT, dynamic DNS, VPN pass through, IP filter, SNMP and SYSLOG • USB flash drive connection for firmware updates and data backup • Site-to-site bridge mode communication over the IP network • Site-to-multisite bridge mode communication using IP multicast network • Mixing audio function for bridge mode



Supplied Accessories

- AC adapter, BC-207S
- Ferrite core
- Spare quick connectors
- Utility software CD

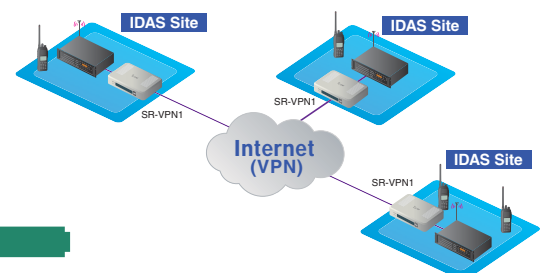
SIMPLE VPN ROUTER FOR RADIO OVER IP

VPN ROUTER SR-VPN1



FEATURES

- Up to 32 IPsec VPN tunnels with 1000BASE-T gigabit Ethernet
Broadband IP connection is separately required for Internet connection.
- 3DES, AES-128, AES-192 or AES-256 encryption
- IPsec wizard provides simple step-by-step instructions
- IPv4 multicast routing for VE-PG3 • Dynamic DNS client function



Supplied Accessory

- AC adapter, BC-207S

dPMR™ Digital Repeaters / dPMR™ Mode 3 Controllers



VHF REPEATERS
IC-FR5100 (25 W, 100% duty)
IC-FR5100H (50 W, 100% duty)

UHF REPEATERS
IC-FR6100 (25 W, 100% duty)
IC-FR6100H (50 W, 100% duty)

VALUE, PERFORMANCE AND FLEXIBILITY



FEATURES

- dPMR™ Mode 2 digital and analogue FM with auto selection
- dPMR™ Mode 3 repeater for use with IC-FC5000E controller
Optional UC-FR5000SE required.
- 100% duty cycle operation
At 25°C ambient temperature.
- “Two channels in one box” configuration for IC-FR5000/FR6000
Optional UR-FR5100/UR-FR6100 required.

- 32 channel capacity
- 2U height rack mount design
- Base station operation for Analogue and dPMR Mode 2 operation
- D-SUB 25-pin accessory connector
- CW-ID transmission
- Built-in 5-tone, CTCSS and DTCS
- Optional voice scrambler UT-109R/UT-110R and built-in voice scrambler
- DTMF encode and decode
- IC-FR6200H: high power, full duty repeater with heatsink chassis version (Export version)

Supplied Accessories

- DC power cable
- Key assign stickers

Options



UR-FR5100 (136–174MHz, 25 W)
UR-FR6100 (400–470MHz, 25 W)
 CHANNEL MODULES




UR-PA5000 (VHF 50 W, 100% duty),
UR-PA6000 (UHF 50 W, 100% duty)
 POWER AMPLIFIERS
 (Already built-in to IC-FR5100H/
 IC-FR6100H)



OPC-2202 CONNECTION CABLE
 Connect between the repeater
 and the PA unit.



UC-FR5000 (#12)
 NETWORK CONTROLLER
 For dPMR Mode 2 multi-site net-
 working



UC-FR5000SE
 ETHERNET BOARD
 Required for each repeater to
 connect with IC-FC5000E



dPMR™ MODE 3 EXTERNAL CONTROLLER
IC-FC5000E

dPMR™ MODE 3 TRUNKING CONTROLLER



FEATURES

- Spectrum efficient centralized control channel trunking
- Up to 32 channels per site
(One control channel, up to 31 traffic channels)
- Up to 32 site multi-site trunking (256 site planned) with
CS-FC5000SCS system control software
- Four Channel licence activation key is supplied with the controller
Additional channel activation key is required when deploying five or more channels in a site
- Call queuing and emergency call with pre-emption

- CS-FC5000 web based management software
- Firmware update over an IP network
- Remote reboot of the trunking controller over an IP network
- Repeater anomaly detection and alert
- A traffic channel can be configured as a secondary control channel
- 1U (44 mm) rack mount

Supplied Accessories

- DC power cable

Function Comparison Chart

	IC-F3400DPT/DPS/DP IC-F4400DPT/DPS/DP	IC-F3262DT/DS IC-F4262DT/DS	IC-F100D IC-F200D	IC-F3202DEX IC-F4202DEX	IC-F3102D IC-F4102D	IC-F5400DP/DPS IC-F6400DP/DPS	IC-F5062D IC-F6062D	IC-F5122D IC-F6122D	RC-FS10
Frequency coverage	136-174 MHz 380-470 MHz	136-174 MHz 400-470 MHz	136-174 MHz 400-470 MHz	136-174 MHz 400-470 MHz	136-174 MHz 400-470 MHz	136-174 MHz 380-470 MHz	136-174 MHz 400-470 MHz	136-174 MHz 400-470 MHz	-
Number of channels	4000/1024 channels*1 128 zones	512 channels 128 zones	128 channels*2	16 channels	16 channels	4000/1024 channels*3 128 zones	512 channels 128 zones	128 channels 8 zones	-
Dimensions (W x H x D; Projections are not included)	53.6 x 123.5 x 29.3 mm (with BP-283)	53.5 x 142.7 x 39.5 mm (with BP-232WP)	52.2 x 111.8 x 30.3 mm (with BP-280)	63 x 144 x 50 mm (with BP-277EX)	58 x 111.5 x 36.5 mm (with BP-265)	174 x 55 x 150 mm	160 x 45 x 150 mm	150 x 40 x 117.5 mm	-
Weight (approx.)	300 g (With BP-283, belt clip & FA-S81US)	410 g (VHF) 400 g (UHF) (with BP-232WP, belt clip & ant.)	260 g (with BP-280 & belt clip)	466 g (VHF) 460 g (UHF) (with BP-277EX, belt clip & ant.)	320 g (VHF) 310 g (UHF) (with BP-265, belt clip & ant.)	1.5 kg	1.3 kg	800 g	-
RF output power (High)	5 W	5 W	5 W (VHF), 4 W (UHF)	1 W	5 W (VHF), 4 W (UHF)	25 W	25 W	25 W	-
dPMR™	Mode 1	✓	✓	✓	✓	✓	✓	✓	✓
	Mode 2	✓	✓	✓	✓	✓	✓	✓	✓
	Multi-site	✓	✓	✓	✓	✓	✓	✓	✓
	Mode 3	(Upgrade licence required)	(Depending on version)	-	-	-	(Upgrade licence required)	(Depending on version)	-
Digital/Analog Mixed Mode (Mode1/2)	✓	✓	✓	✓	✓	✓	✓	✓	-
OTAP	✓	-	-	-	-	✓	-	-	-
OAA	✓	-	-	-	-	✓	-	-	-
Number of Call ID List	✓ (Max. 1000 ID)	✓ (Max. 500 ID)	✓ (Max. 500 ID)	✓ (Max. 500 ID)	✓ (Max. 500 ID)	✓ (Max. 1000 ID)	✓ (Max. 500 ID)	✓ (Max. 500 ID)	✓ (Max. 1000 ID)
Group call	✓	✓	✓	✓	✓	✓	✓	✓	✓
Individual call	✓	✓	✓	✓	✓	✓	✓	✓	✓
All call	✓	✓	✓	✓	✓	✓	✓	✓	✓
ANI	✓	✓	TX only	TX only	TX only	✓	✓	✓	✓
Data call	✓	✓	✓	✓	✓	✓	✓	✓	✓
SDM (Short Data Message)	✓	✓	-	-	-	✓	✓	✓	✓
Transparent modem	✓	✓	-	-	-	✓	✓	✓	-
GPS	✓	✓	✓	-	✓	✓	✓	✓	RX only
Status call	✓	✓	TX only	TX only	TX only	✓	✓	✓	✓
Power ON/OFF status call	✓	✓	✓	✓	✓	✓	✓	✓	-
GPS request status	✓	✓	RX only	RX only	RX only	✓	✓	✓	TX only
Status poll	✓	✓	✓	✓	✓	✓	✓	✓	✓
Emergency call & alert	✓	✓	(No ACK TX)	(No ACK TX)	(No ACK TX)	✓	✓	(No ACK TX)	✓
Emergency type	Emergency, Lone worker, Man Down, Stationary, Motion	Emergency, Lone worker, Man Down	Emergency, Lone worker, Man Down, Stationary, Motion	Emergency, Lone worker	Emergency, Lone worker	Emergency, Lone worker	Emergency, Lone worker	Emergency, Lone worker	Emergency
Pre-emptive emergency (Mode 3)	✓	✓	-	-	-	✓	✓	-	-
Ambience Listening	✓	✓	RX only	RX only	RX only	✓	✓	RX only	TX only
Remote Stun/Revive/Kill	✓	✓	RX only	RX only	RX only	✓	✓	RX only	TX only
DTMF dialling call	✓	✓	✓	✓	✓	✓	✓	✓	✓
Late Entry	✓	✓	✓	✓	✓	✓	✓	✓	✓
Call back (Mode 3)	✓	✓	-	-	-	✓	✓	-	-
Digital Voice Scrambler	✓	✓	✓	✓	✓	✓	✓	✓	✓
Call log	✓	✓	-	-	-	✓	✓	✓	✓
Incoming history	10	5	-	-	-	10	5	-	50
Outgoing history	10	5	-	-	-	10	5	-	50
GPS receiver	Built-in	Built-in (Depending on version)	HM-171GPW required	-	HM-171GP required	Built-in (UX-241 GPS antenna required)	External GPS receiver required	External GPS receiver required	-

*1 Upgrade licence required to enable 4000 channel capacity. IC-F3400DP/F4400DP (Non-LCD type): Up to 32 selected channels out of 1024 can be allocated to the channel knob.

*2 Up to 16 selected channels out of 128 can be allocated to the channel knob.

*3 Upgrade licence required to enable 4000 channel capacity. IC-F5400DPS/F6400DPS (Segment type display): Channel indication is possible for up to 99 selected channels out of 1024.

All stated specifications are subject to change without notice or obligation. Read all instructions enclosed with the transceiver carefully and completely before using the transceiver.

Icom, Icom Inc. and the Icom logo are registered trademarks of Icom Incorporated (Japan) in Japan, the United States, the United Kingdom, Germany, France, Spain, Russia, Australia, New Zealand, and/or other countries. IDAS, IDAS logo, COMMANDMIC and AQUAQUAKE are trademarks of Icom Incorporated. dPMR and the dPMR logo are trademarks of the dPMR MoU Association. AMBE+2 is a trademark and property of Digital Voice Systems, Inc. The Bluetooth® word mark and logos are registered trademarks owned by Bluetooth SIG, Inc. and any use of such marks by Icom Inc. is under license. All other trademarks are the properties of their respective holders.

Icom Inc. 1-1-32, Kami-minami, Hirano-Ku, Osaka 547-0003, Japan Phone: +81 (06) 6793 5302 Fax: +81 (06) 6793 0013

www.icom.co.jp/world

Count on us!

Icom America Inc.
12421 Willows Road NE,
Kirkland, WA 98034, U.S.A.
Phone: +1 (425) 454-8155
Fax: +1 (425) 454-1509
E-mail: sales@icomamerica.com
URL: <http://www.icomamerica.com>

Icom (Europe) GmbH
Communication Equipment
Auf der Krautweide 24
65812 Bad Soden am Taunus, Germany
Phone: +49 (6196) 76685-0
Fax: +49 (6196) 76685-50
E-mail: info@icom-europe.com
URL: <http://www.icomeurope.com>

Icom France s.a.s.
Zac de la Plaine,
1 Rue Brindejonc des Moulinais, BP 45804,
31505 Toulouse Cedex 5, France
Phone: +33 (5) 61 36 03 03
Fax: +33 (5) 61 36 03 00
E-mail: icom@icom-france.com
URL: <http://www.icom-france.com>

Asia Icom Inc.
6F No. 68, Sec. 1 Cheng-Teh Road,
Taipei, Taiwan, R.O.C.
Phone: +886 (02) 2559 1899
Fax: +886 (02) 2559 1874
E-mail: sales@asia-icom.com
URL: <http://www.asia-icom.com>

Your local distributor/dealer:

Icom Canada
Glenwood Centre #150-6165
Highway 17A, Delta, B.C.,
V4K 5B8, Canada
Phone: +1 (604) 952-4266
Fax: +1 (604) 952-0090
E-mail: info@icomcanada.com
URL: <http://www.icomcanada.com>

Icom Spain S.L.
Ctra. Rubi, No. 88 "Edificio Can Castanyer"
Bajos A 08174, Sant Cugat del Valles,
Barcelona, Spain
Phone: +34 (93) 590 26 70
Fax: +34 (93) 589 04 46
E-mail: icom@icomspain.com
URL: <http://www.icomspain.com>

Icom (Australia) Pty. Ltd.
Unit 1 / 103 Garden Road,
Clayton, VIC 3168 Australia
Phone: +61 (03) 9549 7500
Fax: +61 (03) 9549 7505
E-mail: sales@icom.net.au
URL: <http://www.icom.net.au>

Shanghai Icom Ltd.
No.101, Building 9, Caifuxingyuan Park,
No.188 Maoting Road, Chedun Town,
Songjiang District, Shanghai, 201611, China
Phone: +86 (021) 6153 2768
Fax: +86 (021) 5765 9987
E-mail: bjicom@bjicom.com
URL: <http://www.bjicom.com>

Icom Brazil
Rua Itororó, 444 Padre Eustáquio
Belo Horizonte MG,
CEP: 30720-450, Brazil
Phone: +55 (31) 3582 8847
Fax: +55 (31) 3582 8987
E-mail: sales@icombrasil.com

Icom (UK) Ltd.
Blacksole House, Altira Park,
Herne Bay, Kent, CT6 6GZ, U.K.
Phone: +44 (0) 1227 741741
Fax: +44 (0) 1227 741742
E-mail: info@icomuk.co.uk
URL: <http://www.icomuk.co.uk>

Icom New Zealand
39C Rennie Drive, Airport Oaks,
Auckland, New Zealand
Phone: +64 (09) 274 4062
Fax: +64 (09) 274 4708
E-mail: inquiries@icom.co.nz
URL: <http://www.icom.co.nz>