

SPECIFICATIONS

| | IC-A25NE | IC-A25CE |
|--|--|----------------------------|
| GENERAL | | |
| NAV and COM | NAV and COM channels | COM channels |
| Frequency range | Tx: 118.000-136.992 MHz Rx: 108.000-136.992 MHz | Tx/Rx: 118.000-136.992 MHz |
| Number of memory channels | 300 channels/15 groups | |
| Channel spacing | 25/8.33 kHz | |
| Type of emission | 6K00A3E, 5K60A3E | |
| Power supply requirement | 7.2 V DC (BP-288), 11.0 V DC (External DC Jack) | |
| Current drain (approximately) | | |
| Tx High | Less than 1.8 A | |
| Rx Max. audio/Stand-by | Less than 500 mA/90 mA typ. | |
| Antenna impedance | 50 Ω | |
| Operating temperature range | -20°C to +55°C | |
| Dimensions (W×H×D) (Projections not included) | 58.9 × 148.4 × 31.8 mm | |
| Weight (approximately) | 340 g (with BP-288) | |
| TRANSMITTER | | |
| Output power (at 7.2 V DC) | 6.0/1.8 W (PEP/carrier) | |
| Audio harmonic distortion | Less than 10% (at 90% modulation) | |
| Harmonics Spurious emissions | Less than -36 dBm (except operating frequency ±1 MHz) | |
| Frequency stability | ±1 ppm | |
| RECEIVER | | |
| Intermediate frequencies | 46.35 MHz/450 kHz (1st/2nd) | |
| Sensitivity | | |
| NAV (6 dB S/N) | Less than 0 dBμ | |
| COM (12 dB SINAD) | Less than 0 dBμ (with CCITT filter) | |
| Squelch sensitivity (at threshold) | Less than 0 dBμ | |
| Adjacent channel rejection | More than 60 dB | |
| Spurious response | More than 70 dB | |
| Hum and noise | More than 40 dB (at 90% modulation) | |
| Audio output power | More than 350 mW typ. (8 Ω load/60% modulation at 10% distortion) | |
| Ext. speaker connector | 3-conductor 3.5 (d) mm (1/8")/8 Ω | |

Measurements made in accordance with EN300 676-2.
All stated specifications are subject to change without notice or obligation.

Applicable U.S. Military Specifications

| Standard | MIL 810G | |
|-------------------|----------|-----------|
| | Method | Procedure |
| Low Pressure | 500.5 | I, II |
| High Temperature | 501.5 | I, II |
| Low Temperature | 502.5 | I, II |
| Temperature Shock | 503.5 | I-C |
| Solar Radiation | 505.5 | I |
| Rain Blowing/Drip | 506.5 | I, III |
| Humidity | 507.5 | II |
| Salt Fog | 509.5 | - |
| Dust Blowing | 510.5 | I |
| Immersion | 512.5 | I |
| Vibration | 514.6 | I |
| Shock | 516.6 | I, IV |

Also meets equivalent MIL-STD-810-C, -D, -E and -F.

| Ingress Protection Standard | |
|-----------------------------|--|
| Dust and Water | IP57 (Dust-protection and Waterproof* protection) * One meter depth for 30 minutes. |

Supplied accessories: (* May differ, depending on the radio version.)

- BP-288 battery pack
- BP-289 battery case
- BC-224 rapid charger
- BC-123SE/SV AC adapter for BC-224*
- OPC-2379 headset adapter
- FA-B02AR antenna
- MB-133 belt clip
- Hand strap

Icom, Icom Inc. and Icom logo are registered trademarks of Icom Incorporated (Japan) in Japan, the United States, the United Kingdom, Germany, France, Spain, Russia, Australia, New Zealand, and/or other countries. Android and Google Play are registered trademarks or trademarks of Google Inc. Windows is either a registered trademark or a trademark of Microsoft Corporation in the United States and/or other countries. The Bluetooth® word mark and logos are registered trademarks owned by Bluetooth SIG, Inc. and any use of such marks by Icom Inc. is under license. IOS is a trademark or registered trademark of Cisco in the U.S. and other countries and is used under license. App Store is a service mark of Apple Inc. 3M, PELTOR, and WS are trademarks of 3M Company. All other trademarks are the properties of their respective holders.

Icom Inc. 1-1-32, Kamiminami, Hirano-Ku, Osaka 547-0003, Japan Phone: +81 (06) 6793 5302 Fax: +81 (06) 6793 0013 www.icom.co.jp/world **Count on us!**

Icom America Inc.

12421 Willows Road NE,
Kirkland, WA 98034, U.S.A.
Phone: +1 (425) 454-8155
Fax: +1 (425) 454-1509
E-mail: sales@icomamerica.com
URL: <http://www.icomamerica.com>

Icom Canada

Glenwood Centre #150-6165
Highway 17A, Delta, B.C.,
V4K 5B8, Canada
Phone: +1 (604) 952-4266
Fax: +1 (604) 952-0090
E-mail: info@icomcanada.com
URL: <http://www.icomcanada.com>

Icom Brazil

Rua Itororó, 444 Padre Eustáquio
Belo Horizonte MG,
CEP: 30720-450, Brazil
Phone: +55 (31) 3582-8847
Fax: +55 (31) 3582-8987
E-mail: sales@icombrasil.com

Icom (Europe) GmbH

Communication Equipment
Auf der Krautweide 24
65812 Bad Soden am Taunus, Germany
Phone: +49 (6196) 76685-0
Fax: +49 (6196) 76695-50
E-mail: info@icom-europe.com
URL: <http://www.icomeurope.com>

Icom Spain S.L.

Ctra. Rubí, No. 88 "Edificio Can Castanyer"
Bajos A 08174, Sant Cugat del Valles,
Barcelona, Spain
Phone: +34 (93) 590 26 70
Fax: +34 (93) 589 04 46
E-mail: icom@icomspain.com
URL: <http://www.icomspain.com>

Icom (UK) Ltd.

Blacksole House, Altira Park,
Herne Bay, Kent, CT16 6GZ, U.K.
Phone: +44 (0) 1227 741741
Fax: +44 (0) 1227 741742
E-mail: info@icomuk.co.uk
URL: <http://www.icomuk.co.uk>

Icom France s.a.s.

Zac de la Plaine,
1 Rue Brindejonc des Moulinais, BP 45804,
31505 Toulouse Cedex 5, France
Phone: +33 (5) 61 36 03 03
Fax: +33 (5) 61 36 03 00
E-mail: icom@icom-france.com
URL: <http://www.icom-france.com>

Icom (Australia) Pty. Ltd.

Unit 1 / 103 Garden Road,
Clayton, VIC 3168 Australia
Phone: +61 (03) 9549 7500
Fax: +61 (03) 9549 7505
E-mail: sales@icom.net.au
URL: <http://www.icom.net.au>

Shanghai Icom Ltd.

No.101, Building 9, Caifuxingyuan Park,
No.188 Maoting Road, Chedun Town,
Songjiang District, Shanghai, 201611, China
Phone: +86 (021) 6153 2768
Fax: +86 (021) 5765 9987
E-mail: bjcom@bjicom.com
URL: <http://www.bjicom.com>

OPTIONS

| | | |
|---|---|--|
| <p>BATTERY PACK AND CASE</p> <p>BP-288 Li-ion 7.2 V 2200 mAh (min.) 2350 mAh (typ.). IP57 protection.</p> <p>BP-289 Battery case 6 × AA (LR6). IP54 protection. IP57 protection.</p> | <p>RAPID CHARGER</p> <p>BC-123S* BC-224 Charges the BP-288 in approximately 3 hours.</p> <p>* SE for Europe version, SV for Australia version.</p> | <p>CIGARETTE LIGHTER CABLE</p> <p>CP-20 To operate from a 12 or 24 V DC power source socket.</p> |
| <p>SPEAKER MICROPHONE</p> <p>HM-231 Waterproof</p> | <p>BELT CLIP</p> <p>MB-133</p> | <p>LEATHER BELT HANGERS</p> <p>MB-96N MB-96F MB-96FL Swivel type. Fixed type. Long type.</p> |
| <p>Bluetooth® HEADSET</p> <p>VS-3 The side tone function when connected to radio.</p> | <p>HEADSET ADAPTER CABLE</p> <p>OPC-2379</p> | <p>PROGRAMMING CABLE</p> <p>OPC-478UC USB type. OPC-2144 plug adapter cable required.</p> |

ANTENNA

- FA-B02AR : Same as supplied.

APPLICATION/SOFTWARE

- RS-AER01A*1 : Android™ application software for flight planning.
- RS-AER01I*2 : iOS™ application software for flight planning.
- CS-A25 : Programming software for Windows® PC.

*1 The application for Android™ will be released later. Download free from Google Play™.

*2 The application for iOS™ can be download free from App Store.

*Next Generation Icom Air Band Radio
with Built-in GPS and Bluetooth®*



IC-A25NE
(NAV & COM channels)
Day mode screen

IC-A25CE
(COM channels)
Night mode screen



Redefining VHF Airband Communication from the Ground Up



General Functions

▶ 6 Watts High RF Output Power

For expanded communication coverage, output power has been increased to approximately 6 W typical (PEP)/ 1.8 W typical (carrier) compared to the IC-A24E (5/1.5 W PEP/carrier).

▶ Easy-to-use Interface

Often used functions are assigned to the 10 keypad and you can directly access a desired function. The enlarged flat sheet keypad offers smooth and swift operation.

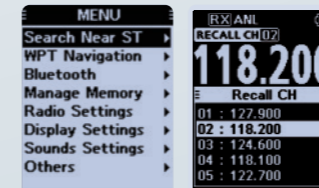
After pushing the [F] key, you can directly access a function printed on the 10 keypad in orange

* Photo is of the IC-A25NE.



▶ 2.3 inch Large High Visibility LCD

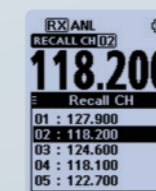
The 2.3 inch large, high contrast and high visible LCD displays user-friendly, graphic screens and ensures good readability under direct sunlight. The operating frequency in large characters can be recognized at a glance. In addition, the night mode option enables easy viewing in low light conditions.



Menu screen Night mode screen

▶ “Flip-Flop” Channel Recall

The IC-A25NE/CE stores the last 10 channels used. You can easily recall those channels by using the directional keys, the channel knob and the 10 keypad. This is convenient for switching between several channels, such as NAV and COM channels. In addition, you can freely edit (replace, delete, change order) the stored recall channels.



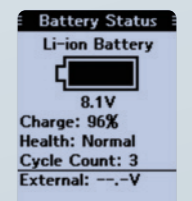
Recall channel screen

▶ Built-in Bluetooth® for Hands-Free Operation (for IC-A25NE)

A third-party wireless Bluetooth® headset (like a 3M™ Peltor™ WS™ 5) provides convenient hands-free operation. Also, by using the optional VS-3 Bluetooth® headset, the side tone function can be used.

▶ Intelligent Battery with Detailed Battery Status

The supplied BP-288, 2350 mAh typical intelligent battery pack, provides up to 10.5 hours* of operating time. You can check the condition of the battery pack in the battery status screen. This is very useful for optimum charging and battery health maintenance.



Detailed battery information screen

* Typical operation with Tx : Rx (Max.audio): standby=5:5:90. (Bluetooth OFF, GPS ON)

Other Features

- IP57 dust-protection and waterproof construction
- Operate with six AA size alkaline batteries with the BP-289 battery case
- BNC antenna
- 121.5 MHz emergency key
- Priority watch
- VFO scan, memory channel scan, priority scan
- ANL (Auto Noise Limiter) for noise reduction
- Side tone function enables you to hear your own voice from an external aviation headset
- Internal VOX capability
- 300 memory channels (in 15 memory groups) with 12 character names
- 8.33 kHz channel spacing

Navigation Functions* (for IC-A25NE)

▶ VOR Navigation Functions

The **CDI (Course Deviation Indicator)** is detailed like a real VOR instrument, and displays any deviation from your course.

The **OBS (Omni Bearing Selector)** enables you to change course from the original flight plan.

The **TO-FROM indicator** shows the position relationship between your aircraft and the course selected by the OBS.


The **ABSS (Automatic Bearing Set System)** function enables you to set the current course as a new course in two simple steps.



VOR screen

▶ Near Station Search Function

The near station search function assists you in accessing nearby ground stations. The function searches for nearby stations using the station memories that have GPS position information. To use the near station search function, position data and frequencies of the ground stations must be programmed.



Near station search function screen

▶ Built-in GPS Receiver with Simplified Waypoint NAV

The simplified waypoint NAV guides you to a destination by using current position information from GPS (also GLONASS and SBAS). The waypoint NAV has two functions: Direct-To NAV and Flight Plan NAV. Up to 10 flight plans and 300 waypoints can be memorized in the IC-A25NE.

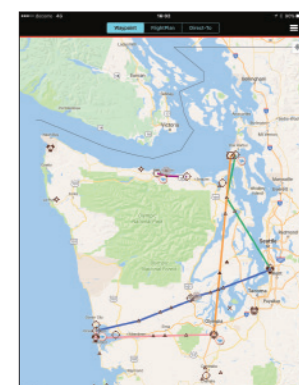


Waypoint NAV screen

▶ Flight Plan with Android™ /iOS™ App

Using the RS-AERO1A (Android) or RS-AERO1I (iOS) application, you can make flight plans on an Android/iOS device and import the plan into the IC-A25NE via Bluetooth.

The following four functions are available: create a flight plan, set Direct-To NAV, display flight plan information and display waypoint information.



RS-AERO1I map screen example ©2017 Google-Map data ©2017 Google

* Additional certification may be required for some countries. Enquire with your local authority for details.

VHF AIR BAND TRANSCEIVERS

IC-A25NE (NAV & COM channels)
IC-A25CE (COM channels)

