

 ICOM

HF/VHF/UHF ALL MODE TRANSCEIVER

IC-7100

Intuitive Touch Screen,
Quick Response,
Multi-band Radio



HF/50/70/144/430MHz
Finger Touch Operation
with Innovative Design



DIGITAL

Intuitive Touch Screen, Quick Response, Multi-band Radio

Finger Touch Operation

Intuitive Touch Screen Interface

The innovative touch screen interface provides quick and smooth operation for setting and editing various functions and memories.



One Touch Selection

For example, if you want to change the operating band, tap the frequency on the display. The band keys will be shown to select the operating band. Touching the multi-function meter indicator for 1 second will quickly change the transmit meter functions.



Straight Forward Operation

Just tap the mode, filter, function etc, you need to change. The touch screen responds naturally, changing your settings.

Software Keypad

Entering frequency, callsign or editing memory channels has never been this easy. The software keypad on the touch screen allows you to input alphanumeric characters incredibly quickly.



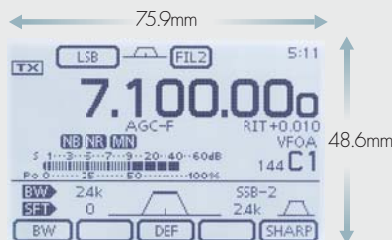
Innovative Design

Touch Screen Control Portal

The radio control head features a large, multi-function, "touch screen" dot-matrix LCD display that is positioned for easy view and operation. The controller is compact in size, making it ideal for limited vehicle or desktop space.

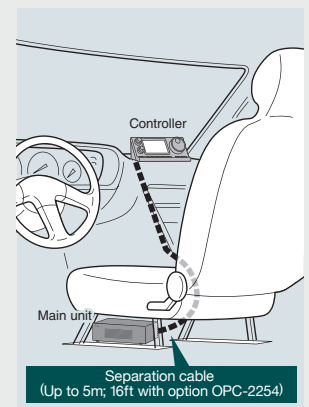
Resistive Touch Screen

The 48.6×75.9 mm large resistive touch screen display can be operated even while wearing gloves.



Controller Mounted Speaker and Jacks

The unique remote head design is perfect for providing loud, clear audio as well as jacks for an external speaker/headphones as well as a key and microphone.



Separation cable (Up to 5m; 16ft with option OPC-2254)



HF/50/70/144/430MHz Multi-band, Multi-mode

The IC-7100 fully covers the HF, 50, 70, 144, 430 MHz amateur bands in multiple modes, providing 100W on HF/50MHz bands, 50W on 70/144MHz bands and 35W on 430MHz band.

Digital Features Controlled by the IF DSP

A high-performance 32-bit floating point IF DSP delivers rich digital signal processing features, including digital IF filter, digital twin PBT, noise reduction, CW auto tune, etc. Those digital features work on all bands from HF to V/UHF bands.



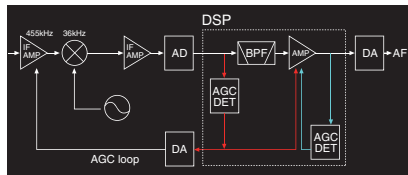
32-bit floating point IF DSP

DSP Controlled AGC Function Loop

The digital signal processing is incorporated into the AGC function loop. The results of signal processing provide feedback to the AGC function.

The AGC function works on the intended signal and produces a constant audio output.

The AGC time constants are flexibly adjustable from slow, middle, fast (or AGC off) for each operating mode.



AGC function loop

D-STAR Ready (Digital Voice + Data)

The IC-7100 provides D-STAR (Digital Smart Technology for Amateur Radio) DV mode digital voice and low speed data communication.

DR (D-STAR Repeater) Mode Operation

The DR mode operation makes the D-STAR operation simple and straight forward, even if you are new to D-STAR operation.

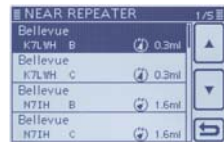


DR mode display

Near Repeater Function

With an external, 3rd party GPS*, search the internal database based on your location.

* External GPS receiver or manual data input required.



Near repeater function

SD Memory Card Slot for Saving Data

When used with an SD card, the SD card can store various contents including voice memory, memory channels, D-STAR repeater memories and other personal settings can be saved to the SD card and can be loaded to the transceiver.



SD memory card slot

Easy Vehicle Mounting with Optional MBF-1

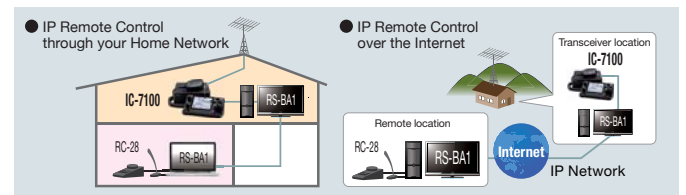
The combination of the optional MBF-1 suction cup mounting base and MBA-1 controller bracket provides easy tilt and swivel adjustments for mobile operation. The large suction cup can mount to dashboards or other flat surfaces and can be removed easily.

MBF-1



Optional RS-BA1 IP Remote Control Software

The optional RS-BA1 software allows you to operate the IC-7100 from a remote PC over the Internet or local home network.



Built-in RTTY Functions

The built-in RTTY decoder allows you to instantly read an RTTY message on the display. No external TNC or PC required for reading. The eight RTTY memories can memorize and transmit often used RTTY sentences. The RTTY memory is 70 character per memory channel.

Other Features

- CW full break-in, CW receive reverse, CW auto tuning
- Optional multi-function microphone, HM-151
- Band scope and SWR graphic display
- RF speech compressor controlled by the DSP
- Voice memory function
- Multi-function Meter
- 495 regular, 4 call, 6 scan edge and 900 DR mode repeater channels
- 4 channels TX voice memories
- ±0.5ppm frequency stability
- Auto reply function*
- Digital callsign squelch and digital code squelch*
- 12kHz IF output for DRM (Digital Radio Mondiale) receive

* D-STAR DV mode only



HF/VHF/UHF ALL MODE TRANSCEIVER


IC-7100

SPECIFICATIONS

GENERAL	
Frequency coverage	(Unit: MHz)
Receiver*1	0.030-199.999*2 400.000-470.000*2
Transmit*1	1.810-1.999 3.500-3.800 7.000-7.200 10.100-10.150
	14.000-14.350 18.068-18.168 21.000-21.450 24.890-24.990
	28.000-29.700 50.000-52.000 70.000-70.500 144.000-146.000
	430.000-440.000
	*1 Showing EUR (#03) version. Varies according to version. *2 Some frequency bands are not guaranteed.
Mode	USB, LSB, CW, RTTY, AM, DV, FM, WFM (Rx only)
No of memory channels	495 regular, 4 call, 6 scan edges, 900 D-STAR repeater channels
Antenna connector	SO-239x2 (one each for HF/50/70MHz and 144/430MHz, 50Ω)
Operating Temp. range	-10°C to +60°C
Frequency stability	±0.5ppm (0°C to +50°C @ 430MHz)
Power supply requirement	13.8V DC ±15%
Current drain (at 13.8V DC)	TX (Max. power): 22A (HF/50/70MHz), 16A (144/430MHz) RX (Max. audio/standby): 1.2A/0.9A
Dimensions (WxHxD, projections not included)	Main unit 167x58x225 mm
	Controller 165x64x78.5 mm
Weight (approx.)	Main unit 2.3 kg
	Controller 0.5 kg
TRANSMITTER	
Output power (at 13.8V DC)	
	HF/50MHz 70MHz 144MHz 430MHz
SSB/CW/RTTY/FM/DV	2-100W 2-50W 2-50W 2-35W
AM	1-30W 1-15W - -
Modulation system	SSB : Digital P.S.N. modulation, AM : Digital low power modulation FM : Digital phase modulation, DV : GMSK digital phase modulation
Spurious emissions	Less than -50dB (HF bands), Less than -63dB (50MHz) Less than -60dB (70/144/430MHz)
Carrier suppression	More than 50dB
Unwanted sideband	More than 50dB
RECEIVER	
Intermediate frequencies	SSB/CW/AM/FM/RTTY/DV 124.487MHz, 455kHz, 36kHz WFM 134.732MHz, 10.700MHz
Sensitivity	(HF: Preamp-1 ON, 50/70MHz: Preamp-2 ON, 144/430MHz: Preamp ON)
	0.5-1.8MHz 1.8-29.995MHz 50MHz 70MHz 144/430MHz
SSB/CW (BW=2.4kHz, 10dB S/N)	- 0.15µV 0.12µV 0.15µV 0.11µV
AM (BW=6kHz, 10dB S/N)	13µV 2µV 1µV 1µV 1µV
FM (BW=15kHz, 12dB SINAD)	0.5µV (28-29.7MHz) 0.25µV 0.25µV 0.18µV
DV (1% BER)	1µV (28-29.7MHz) 0.63µV 0.63µV 0.35µV
WFM (12dB SINAD)	- - - 10µV (76-108MHz)
Selectivity	
	More than Less than
SSB (BW=2.4kHz, sharp)	2.4kHz/-6dB 3.4kHz/-40dB
CW (BW=500Hz, sharp)	500Hz/-6dB 700Hz/-40dB
RTTY (BW=500Hz)	500Hz/-6dB 800Hz/-40dB
AM (BW=6kHz)	6.0kHz/-6dB 10kHz/-40dB
FM (BW=15kHz)	12kHz/-6dB 22kHz/-40dB
DV (12.5kHz spacing)	-50dB -
Spurious and image rejection ratio	More than 70dB (HF/50/70MHz), More than 65dB (144/430MHz) (except 1/2 IF through on 50/70MHz, IF through on 144MHz)
Audio output power	More than 2.0W (10% distortion, 8Ω load, 13.8V DC)

All stated specifications are subject to change without notice or obligation.

Rear Panel View (Main unit)





D-STAR (Digital Smart Technology for Amateur Radio) is a digital radio protocol developed by JARL (Japan Amateur Radio League).

Icom, Icom Inc. and the Icom logo are registered trademarks of Icom Incorporated (Japan) in the United States, the United Kingdom, Germany, France, Spain, Russia, Japan and/or other countries. All other trademarks are the properties of their respective holders.

OPTIONS

Some options may not be available in some countries. Please ask your dealer for details.

PS-126 DC POWER SUPPLY  13.8V DC, 25A max.	AH-4 HF+50MHz AUTO-MATIC ANTENNA TUNER  Covers 3.5-54MHz with a 7m (23ft) or longer wire antenna.	AH-2b ANTENNA ELEMENT  Covers 7-54MHz. Use with AH-4.
AT-180 HF+50MHz AUTOMATIC ANTENNA TUNER 	AH-5NV NVIS KIT  Fiberglass mobile mounting antenna element for use with AH-740. Covers 2.2-30MHz (amateur band) with AH-740.	AH-740 AUTOMATIC TUNING ANTENNA  Covers 2.5-30MHz (amateur band). OPC-2321 is required.
SP-35 EXTERNAL SPEAKER 	HAND MICROPHONES    	
DESKTOP MICROPHONES  	IC-PW1EURO HF+50MHz 1kW HF LINEAR AMPLIFIER  OPC-599 is required.	
MOUNTING BRACKETS   	RS-BA1 IP REMOTE CONTROL SOFTWARE 	RC-28 USB REMOTE ENCODER  For use with RS-BA1

- **CS-7100 CLONING SOFTWARE**
- **CT-17 CI-V LEVEL CONVERTER**
- **OPC-2253 SEPARATION CABLE 3.5m (11ft)**
- **OPC-2254 SEPARATION CABLE 5m (16ft)**
- **OPC-2321 CONTROL CABLE FOR AH-740**
- **OPC-589 MODULAR 8-PIN CABLE ADAPTER**
- **OPC-599 CABLE ADAPTER**
Converts 13-pin ACC connector to 7-pin + 8-pin ACC connector for connection with IC-PW1EURO.
- **OPC-1529R DATA CABLE for DV mode**
Data 1 Jack (IC-7100) to RS-232C cable.
- **OPC-2218LU DATA CABLE for DV mode**
Data 1 Jack (IC-7100) to USB cable.

Supplied accessories: (* May differ depending on version)

- Hand microphone, HM-198
- DC power cable
- CW keyer plug
- Spare fuses
- Separation cable, OPC-2253
- 13-pin plug ACC cable
- USB cable
- Ferrite bead*

Icom Inc.

1-1-32, Kamiminami, Hirano-Ku, Osaka 547-0003, Japan Phone: +81 (06) 6793 5302 Fax: +81 (06) 6793 0013

www.icom.co.jp/world

Count on us!

Icom America Inc.

12421 Willows Road NE,
Kirkland, WA 98034, U.S.A.
Phone: +1 (425) 454-9155
Fax: +1 (425) 454-1509
E-mail: sales@icomamerica.com
URL: <http://www.icomamerica.com>

Icom Canada

Glenwood Centre #150-6165
Highway 17A, Delta, B.C.,
V4K 5B8, Canada
Phone: +1 (604) 952-4266
Fax: +1 (604) 952-0090
E-mail: info@icomcanada.com
URL: <http://www.icomcanada.com>

Icom Brazil

Rua Itororó, 444 Padre Eustáquio
Belo Horizonte MG,
CEP: 30720-450, Brazil
Phone: +55 (31) 3582 8847
Fax: +55 (31) 3582 8987
E-mail: sales@icombrasil.com

Icom (Europe) GmbH

Communication Equipment
Auf der Krautweide 24
65812 Bad Soden am Taunus, Germany
Phone: +49 (6196) 76685-0
Fax: +49 (6196) 76685-50
E-mail: info@icom-europe.com
URL: <http://www.icomeurope.com>

Icom Spain S.L.

Ctra. Rubí, No. 88 "Edificio Can Castanyer"
Bajos A 08174, Sant Cugat del Valles,
Barcelona, Spain
Phone: +34 (93) 590 26 70
Fax: +34 (93) 589 04 46
E-mail: icom@icomspain.com
URL: <http://www.icomspain.com>

Icom (UK) Ltd.

Blacksole House, Altira Park,
Herne Bay, Kent, CT6 6GZ, U.K.
Phone: +44 (0) 1227 741741
Fax: +44 (0) 1227 741742
E-mail: info@icomuk.co.uk
URL: <http://www.icomuk.co.uk>

Icom France s.a.s.

Zac de la Plaine,
1 Rue Brindejone des Moulains, BP 45804,
31505 Toulouse Cedex 5, France
Phone: +33 (5) 61 36 03 03
Fax: +33 (5) 61 36 03 00
E-mail: icom@icom-france.com
URL: <http://www.icom-france.com>

Icom (Australia) Pty. Ltd.

Unit 1 / 103 Garden Road,
Clayton, VIC 3168 Australia
Phone: +61 (03) 9549 7500
Fax: +61 (03) 9549 7505
E-mail: sales@icom.net.au
URL: <http://www.icom.net.au>

Icom New Zealand

39C Rennie Drive, Airport Oaks,
Auckland, New Zealand
Phone: +64 (09) 274 4062
Fax: +64 (09) 274 4708
E-mail: inquiries@icom.co.nz
URL: <http://www.icom.co.nz>

Asia Icom Inc.

6F No. 68, Sec. 1 Cheng-Teh Road,
Taipei, Taiwan, R.O.C.
Phone: +886 (02) 2559 1899
Fax: +886 (02) 2559 1874
E-mail: sales@asia-icom.com
URL: <http://www.asia-icom.com>

Shanghai Icom Ltd.

No.101, Building 9, Caifuxingyuan Park,
No.188 Maoting Road, Chudun Town,
Songjiang District, Shanghai, 201611, China
Phone: +86 (021) 6153 2768
Fax: +86 (021) 5765 9987
E-mail: bjicom@bjicom.com
URL: <http://www.bjicom.com>

Your local distributor/dealer: