

PROFESSIONAL COMMUNICATIONS



HARD WORKING RADIOS

Company Profile

Icom Inc. is a wireless communications manufacturing company located in Osaka, Japan. Since Icom's establishment in 1954, we've had a long record as a trusted manufacturer of land mobile radio, amateur radio, marine radio, navigation products, aviation radio and communications receivers.

Icom quality and Icom reliability

Over 50 years of engineering and production excellence is a part of every Icom's product. Using the latest equipment, Icom radios are tested to pass rigorous in-house tests as well as environmental tests to the US Military standard 810 specifications. Icom's products are also compliant with the European RoHS directive and intrinsic safety.



Made in Japan quality

Icom is a rare example of a Japanese electronic manufacturer that has not shifted production to abroad, but kept its production base in Japan. The Wakayama Icom plant has an advanced production system to produce small volume/multi-model wireless communication products.



Icom, world brand name

Icom is recognised as a reliable 2-way radio global brand name around the world. Our land mobile radios are used by many professional organizations all over the world, like public safety, security and humanitarian organizations.

Icom's worldwide network

Icom products are sold in over 80 countries around the world. Icom has an international sales and service network, including sales subsidiaries in the U.S., Australia, Germany and Spain. Icom is here to support and service our products and your communication needs.

INDEX

Digital

 <p>IC-F3400DPT/DPS/DP IC-F4400DPT/DPS/DP</p> <p>Mode 3 Mode 1/2 IP68 GPS</p> <p>>> P.3</p>	 <p>IC-F3262DT/DS IC-F4262DT/DS</p> <p>Mode 3 Mode 1/2 IP67 GPS</p> <p>>> P.3</p>	 <p>IC-F1000D IC-F2000D</p> <p>Mode 1/2 IP67</p> <p>>> P.4</p>	 <p>IC-F3202DEX IC-F4202DEX</p> <p>Mode 1/2 IECEX/ATEX IP67</p> <p>>> P.5</p>	 <p>IC-F5400DP/DPS IC-F6400DP/DPS</p> <p>Mode 3 Mode 1/2</p> <p>>> P.7</p>	 <p>IC-F5062D IC-F6062D</p> <p>Mode 3 Mode 1/2</p> <p>>> P.7</p>	 <p>IC-F5122D IC-F6122D</p> <p>Mode 1/2</p> <p>>> P.8</p>
				 <p>Data Transceiver IC-F5122DD IC-F6122DD</p> <p>6.25/12.5 KHz Digital</p> <p>>> P.8</p>	 <p>IC-FR5100/H IC-FR6100/H</p> <p>Mode 3 Mode 1/2</p> <p>>> P.9</p>	 <p>Mode 3 Controller IC-FC5000E</p> <p>Mode 3</p> <p>>> P.9</p>

Analogue

 <p>IC-F1000T/S IC-F2000T/S</p> <p>Motion Sensor IP67</p> <p>>> P.4</p>	 <p>IC-F1000 IC-F2000</p> <p>Motion Sensor IP67</p> <p>>> P.4</p>	 <p>IC-F51ATEX IC-F61ATEX</p> <p>ATEX IP67</p> <p>>> P.5</p>	 <p>IC-F51V IC-F61V</p> <p>Vibration alert IP67</p> <p>>> P.5</p>	 <p>IC-F5022 IC-F6022</p> <p>>> P.8</p>	 <p>IC-F5012 IC-F6012</p> <p>>> P.8</p>
				 <p>IC-FR5100/H IC-FR6100/H</p> <p>Also available in analogue mode</p> <p>>> P.9</p>	

Professional Licence-Free

<p>Digital dPMR 446/ Analogue PMR 446</p> <p>IC-F29DR</p> <p>dPMR 446 PMR 446 IP67</p> <p>>> P.6</p>	<p>Analogue PMR 446</p> <p>IC-F29SR</p> <p>PMR 446 IP67</p> <p>>> P.6</p>
---	--

IP ADVANCED RADIO SYSTEM

 <p>>> P.10 IP100H</p>	 <p>IP100FS</p>	 <p>IP1000C</p>
--	---	---

RoIP/VPN

 <p>RoIP Gateway VE-PG3</p> <p>>> P.11</p>	 <p>Remote Communicator RC-FS10</p> <p>>> P.11</p>	 <p>VPN Router SR-VPN1</p> <p>>> P.11</p>
---	--	--



Why 6.25 kHz FDMA Narrowband?

True Narrowband: Reliable Communications for Half the Spectrum!

6.25 kHz FDMA allows you to double the capacity of your valued spectrum. The choice of two independent 6.25 kHz in 12.5 kHz, or a standalone 6.25 kHz channel is yours. This double capacity/independent channel flexibility and efficiency is only possible with 6.25 kHz FDMA.

Communications Reliability When You Most Need It

No need to allow for TDMA time slot synchronization. Instant communications in emergencies and critical situations. FDMA is the fail safe mode of choice in land mobile radio. Nothing else compares.

FDMA: Proven History Like No Other Radio Technology

For over 50 years, FDMA has been the backbone of two-way radio communication. Generational enhancements have culminated in the

realization of 6.25 kHz FDMA digital protocols that are literally ahead of their time, while keeping backward compatibility with analog FM.

6.25 kHz Channels: the Current and Future Trend

6.25 kHz channel plans and standards are used in North America, Europe, Japan, Oceania, and the list goes on. 6.25 kHz provides an answer to the worldwide problem of spectrum shortage and efficient use.

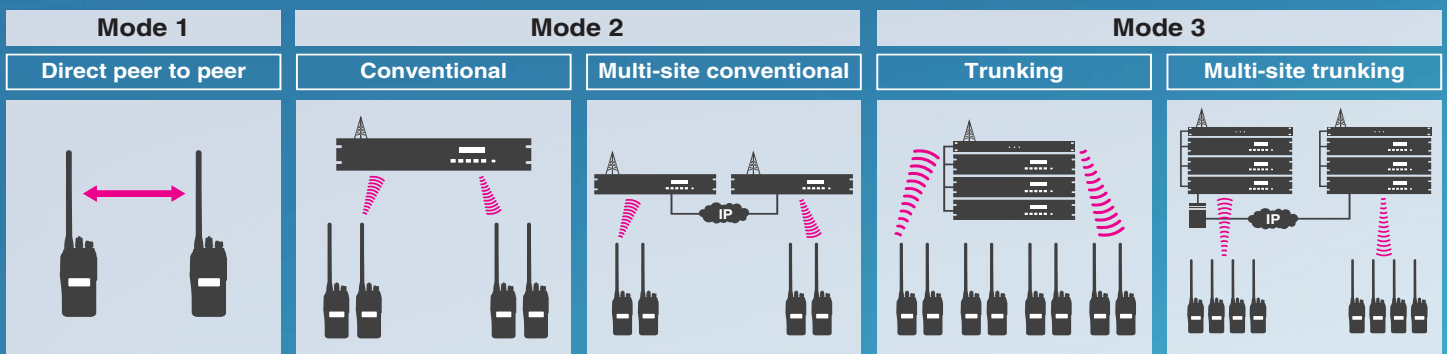
6.25 kHz Fundamental Excellence

Narrower bandwidth FDMA provides technical excellence in sensitivity, interference resistance, increased coverage, audio quality, spectrum efficiency and more. Why look at anything else?

Icom Radio Systems

dPMR™ licenced digital radio system

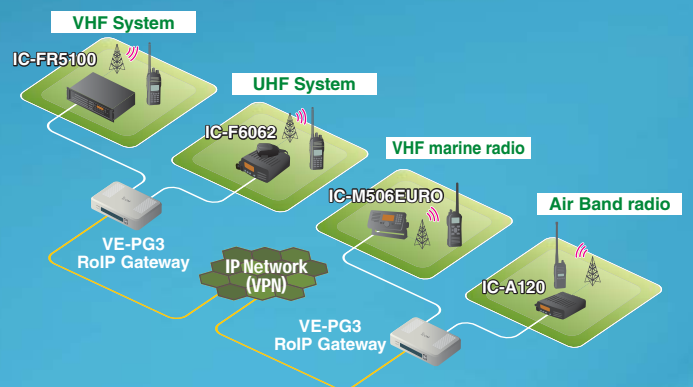
The IDAS dPMR digital radio system utilizes a 6.25 kHz FDMA digital radio protocol which meets the ETSI dPMR technical standards and provides spectrum efficient true 6.25 kHz very narrow channel spacing. The IDAS dPMR system is scalable from Mode 1 direct peer to peer, Mode 2 conventional repeater mode up to Mode 3 high traffic trunking systems with IP network multi-site connectivity.



VE-PG3 RoIP Gateway

The VE-PG3 RoIP gateway provides simplified cross system/cross band/cross protocol connection between VHF/UHF land mobile, marine VHF and air band frequencies. The VE-PG3 can convert analogue/digital audio each other for mixed mode operation and can interconnect various systems such as IDAS dPMR and NXDN™ system, IP advanced radio system using wireless LAN frequencies and IP phone and analogue phone systems.

* Cross band/cross category operation may be prohibited in some countries.



IP Advanced Radio System

The IP advanced radio system is a licence-free full duplex communication system that works over a wireless LAN and IP network. By deploying wireless access points along your IP network, a wireless communication system can be installed in buildings, factories or complex facilities without difficulty, providing clear coverage and communication.



Digital Handheld Radios

Digital Radios



IC-F3400DPT

IC-F3400DPS

IC-F3400DP

VHF DIGITAL TRANSCEIVERS

IC-F3400DPT/DPS/DP (5 W)

UHF DIGITAL TRANSCEIVERS

IC-F4400DPT/DPS/DP (5 W)

IDAS™ TAKES YOU TO A NEW LEVEL OF “SMART”



FEATURES

- Small, slim and stylish with custom SoC (System-on-a-Chip)
- High resolution transreflective colour LCD
- Bluetooth® module for remote and hands-free operation
- dPMR™ Mode 1/2 digital and Mode 3 trunking with the upgrade licence
- OTAP (Over-the-Air-Programming) and OAA (Over-the-Air-Alias)*
- IP68 waterproof (1 m depth water for 1 hour) and dust-tight

* Optional software required.

• Motion/Stationary detection, man down and lone worker functions • Vibration alert • Audio equalizer and active noise canceling • Digital voice recording to a microSD card • USB port for PC connection • AquaQuake™ function • Menu and function item localization • Internal clock • Broadcast call • Ambience listening • Status call and short data message • Call back function for Mode 3 • Transparent data • Remote kill, stun and revive • Built-in 5-Tone, 2-Tone, CTCSS and DTCS • DTMF autodial memories and decoder • MDC 1200 compatible • BIIS 1200 functions

* Some functions will be available with future firmware upgrade.

Supplied Accessories

- Battery pack, BP-283 • Belt clip, MB-133
- * May differ or not supplied, depending on version.



IC-F3262DT

IC-F4262DS

VHF DIGITAL TRANSCEIVERS

IC-F3262DT/DS (5 W)

UHF DIGITAL TRANSCEIVERS

IC-F4262DT/DS (5 W)

ADVANCED DIGITAL RADIO WITH BUILT-IN GPS AND WATERPROOF



FEATURES

- dPMR™ Mode 1/2 digital and Mode 3 trunking
- Integrated GPS receiver and man down functions*
- IP67 waterproof and dust-tight
- Large full dot-matrix LCD with menu driven interface
- Transparent data modem function

* Functions are not installed depending on version.

• Broadcast call • Ambience listening • Status call and short data message • Call back function for Mode 3 trunking • Remote kill, stun and revive • 14-pin accessory connector with amplifier output • Built-in 5-Tone, 2-Tone, CTCSS and DTCS • BIIS 1200 functions • Eight DTMF autodial memories • Inversion voice scrambler for analogue • Audio compander for analogue

Supplied Accessories

- Battery pack, BP-232WP • Belt clip, MB-94R • Antenna



Digital Radios / Analogue Radios



IC-F1000D

IC-F2000D

VHF DIGITAL TRANSCEIVER
IC-F1000D (5 W)

UHF DIGITAL TRANSCEIVER
IC-F2000D (4 W)

COMPACT, WATERPROOF
DIGITAL BUSINESS RADIO



FEATURES

- dPMR™ Mode 1/2 digital and analogue
- Slim, compact and lightweight
- IP67 waterproof and dust-tight
- Motion/stationary detection, man down and lone worker functions
- Good audio for noisy environments

• Radio stun/kill/revive (RX) • Ambience listening • Status call (TX and RX beep) • Short data message (RX notification) • Voting scan • GPS position data with optional HM-171GPW • Built-in 2-Tone, 5-Tone, CTCSS and DTCS • BIIS 1200 PTT ID and emergency call • DTMF autodial

Supplied Accessories

• Battery pack, BP-280 • Desktop charger, BC-213 • AC adapter, BC-123SE/SUK* • Belt clip, MB-133 • Antenna* May differ or not supplied, depending on version.

Analogue Radios



IC-F1000T

IC-F2000S

VHF HANDHELD TRANSCEIVERS
IC-F1000T/S (5 W)

UHF HANDHELD TRANSCEIVERS
IC-F2000T/S (4 W)

SLIM, COMPACT DIMENSIONS
WITH IP67 WATERPROOFING



FEATURES

- Compact and slim body (24.5 mm depth)
- IP67 waterproof and dust-tight
- Enhanced emergency with motion sensor
- Easy to hear in noisy environments
- 16 codes inversion voice scrambler

• Built-in 5-Tone, 2-Tone, CTCSS and DTCS • BIIS 1200 PTT ID and Emergency call • MDC 1200 PTT ID, Emergency and other limited functions • Eight DTMF autodial memories • Surveillance function • Escalating alarm • "Shift key" function

Supplied Accessories

• Battery pack, BP-279 • Desktop charger, BC-213 • AC adapter, BC-123SE/SUK* • Belt clip, MB-133 • Antenna* May differ or not supplied, depending on version.



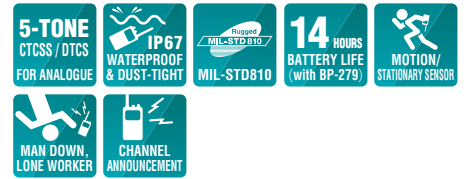
IC-F1000

IC-F2000

VHF HANDHELD TRANSCEIVER
IC-F1000 (5 W)

UHF HANDHELD TRANSCEIVER
IC-F2000 (4 W)

SIMPLE, BASIC MODEL WITH
IP67 WATERPROOFING



FEATURES

- Compact and slim body (24.5 mm depth)
- IP67 waterproof and dust-tight
- Enhanced emergency with motion sensor
- Easy to hear in noisy environments
- 16 codes inversion voice scrambler

• Built-in 5-Tone, 2-Tone, CTCSS and DTCS • BIIS 1200 PTT ID and Emergency call • MDC 1200 PTT ID, Emergency and other limited functions • Eight DTMF autodial memories • Surveillance function • Escalating alarm • "Shift key" function

Supplied Accessories

• Battery pack, BP-279 • Desktop charger, BC-213 • AC adapter, BC-123SE/SUK* • Belt clip, MB-133 • Antenna* May differ or not supplied, depending on version.



Intrinsically Safe Radios / Analogue Radios

Intrinsically Safe Radios



IC-F3202DEX

IC-F4202DEX

VHF DIGITAL TRANSCEIVER
IC-F3202DEX (1 W)

UHF DIGITAL TRANSCEIVER
IC-F4202DEX (1 W)

IECEX/ATEX INTRINSICALLY SAFE DIGITAL RADIO



FEATURES

- **IEC Certifications**
Mining: Ex ib I Mb Gas: Ex ib IIC T4 Gb
Dust: Ex ib IIIC T110°C Db -20°C ≤ Ta ≤ +55°C
- **ATEX Certifications**
Mining: I M2 Ex ib I Mb Gas: II 2G Ex ib IIC T4 Gb
Dust: II 2D Ex ib IIIC T110°C Db -20°C ≤ Ta ≤ +55°C
- **dPMR™ Mode 1/2 digital and analogue**
- Power ON/OFF status call (TX) • Radio stun/kill/revive (RX) • Ambience listening (RX) • Emergency (TX) • Voting scan • Built-in 2-Tone, 5-Tone, CTCSS and DTCS • BIIS 1200 PTT ID transmission • DTMF autodial • Optional speaker-microphone, HM-203EX

Supplied Accessories

- Battery pack, BP-277EX • Desktop charger, BC-212EX
- AC adapter, BC-123SE/SUK* • Belt clip, MB-94EX • Antenna
- * May differ depending on version.

DO NOT use the transceiver with any other equipment not specified in the option list (Pages 12-14). Please ask your dealer to ensure the ATEX and IECEX ratings are acceptable for the intended place of use.

Analogue Radios



IC-F51 ATEX

IC-F61 ATEX

VHF HANDHELD TRANSCEIVER
IC-F51ATEX (1 W)

UHF HANDHELD TRANSCEIVER
IC-F61ATEX (1 W)

ATEX INTRINSICALLY SAFE RADIO



FEATURES

- **ATEX Intrinsically Safe**
Gas: II2G Ex ib IIA T3 Gb
Dust: II2D Ex tb IIIC T160°C Db IP67
(Tamb = -20°C to +55°C)
EN 60079-0 (2012)+A11:2013,
EN 60079-11 (2012), EN 60079-31 (2014)
- Lone worker function • Built-in 2-Tone, 5-Tone, CTCSS and DTCS • BIIS 1200 capability • MDC 1200 compatibility • Eight DTMF autodial memories • Mode dependent scan • Compact body; 56 (W) × 97 (H) × 36.4 (D) mm • Optional speaker-microphone, HM-138

Supplied Accessories

- Battery pack, BP-227AXD • Belt clip, MB-98 • Antenna



IC-F51V

IC-F61V

VHF HANDHELD TRANSCEIVER
IC-F51V (5 W)

UHF HANDHELD TRANSCEIVER
IC-F61V (4 W)

RADIO & PAGER, ALL-IN-ONE



FEATURES

- **Vibration alert function**
- **Up to 8 minutes voice recorder**
- **IP67, dust-tight and waterproof**
- **700 mW audio output power**
- **Lone worker function**
- Built-in 2-Tone, 5-Tone, CTCSS and DTCS • BIIS 1200 capability • MDC 1200 compatibility • Eight DTMF autodial memories • Mode dependent scan • BTL only version (no vibration alert and no voice recorder) and BTL/Vibration alert version (no voice recorder) available in some countries.

Supplied Accessories

- Battery pack, BP-274 • Belt clip, MB-98 • Antenna



dPMR™ 446 Digital Radios / PMR 446 Radios



IC-F29DR



IC-F29SR

dPMR™ 446/PMR 446 TRANSCEIVER **IC-F29DR** (500 mW ERP)

PMR 446 TRANSCEIVER **IC-F29SR** (500 mW ERP)

PROFESSIONAL DIGITAL LICENCE-FREE RADIO

dPMR 446 LICENCE-FREE DIGITAL	PMR 446 LICENCE-FREE ANALOGUE	CTCSS DTCS FOR ANALOGUE	IP67 WATERPROOF & DUST-TIGHT	MIL-STD810
26 HOURS BATTERY LIFE (with BP-280)	CHANNEL ANNOUNCEMENT			

FEATURES

- **Digital: improved resistance to interference**
- **No licence is required to use the radio**
- **Compact and slim body (30.3 mm depth)**
- **IP67 waterproof and dust-tight**
- **11 km* coverage (wide open space)**

* Communication range will vary depending on terrain and conditions.

• Outstanding audio quality • 16-position rotary channel knob with voice announcement function • Call ring tone function • Operating channels are programmable in the field • PC programmable • Digital common ID, CTCSS and DTCS codes for group call • Power on scan

Supplied Accessories

- Battery pack, BP-280 • Desktop charger, BC-213
- AC adapter, BC-123SE/SUK* • Belt clip, MB-133
- * May differ or not supplied, depending on version.

SLIM, WATERPROOF LICENCE-FREE RADIO

PMR 446 LICENCE-FREE ANALOGUE	CTCSS DTCS FOR ANALOGUE	IP67 WATERPROOF & DUST-TIGHT	MIL-STD810	21 HOURS BATTERY LIFE (with BP-279)
CHANNEL ANNOUNCEMENT				

FEATURES

- **Licence-free analogue PMR 446**
- **No licence is required to use the radio**
- **Compact and slim body (24.5 mm depth)**
- **IP67 waterproof and dust-tight**
- **8 km* coverage (wide open space)**

* Communication range will vary depending on terrain and conditions.

• Easy to use and easy to hear • 16-position rotary channel knob programmable operating channel and group code • Call ring tone function • Answer back call function • PC programmable • Built-in voice scrambler for private conversation • CTCSS and DTCS codes for group call

Supplied Accessories

- Battery pack, BP-279 • Desktop charger, BC-213
- AC adapter, BC-123SE/SUK* • Belt clip, MB-133
- * May differ or not supplied, depending on version.

Pan-European Licence-Free Communication



The IC-F29DR and IC-F29SR meet pan-European PMR 446 licence-free radio standards. The IC-F29DR and IC-F29SR is ideal for organisations and businesses where the workplace is constantly changing such as construction sites and events.

Digital Advantages



The IC-F29DR is available with 16 digital channels and utilises 6.25 kHz narrow channel spacing. Even in urban areas where analogue PMR 446 users often experience channel congestion, digital channels offer less interference. Therefore, it is so suitable for professional use.



Digital Mobile Radios

VHF DIGITAL TRANSCEIVER

IC-F5400DP

(25 W, Colour LCD)

UHF DIGITAL TRANSCEIVER

IC-F6400DP

(25 W, Colour LCD)



IC-F5400DP

VHF DIGITAL TRANSCEIVER

IC-F5400DPS

(25 W, Segment LCD)

UHF DIGITAL TRANSCEIVER

IC-F6400DPS

(25 W, Segment LCD)



IC-F5400DPS

IDAS™ TAKES YOU TO A NEW LEVEL OF “SMART”



IC-F5400DP/ IC-F5400DPS/ F6400DP only. F6400DP only.

FEATURES

- High resolution colour LCD (IC-F5400DP/IC-F6400DP only.)
- Bluetooth® module for remote and hands-free operation
- dPMR™ Mode 1/2 digital and Mode 3 trunking with the upgrade licence
- OTAP (Over-the-Air-Programming) and OAA (Over-the-Air-Alias)*
- IP55 jet water resistance and dust-protection
- Optional detached controller, dual head or COMMANDMIC™ configurations (IC-F5400DP/IC-F6400DP only.)

* Optional software required.

- Built-in GPS receiver (UX-241 GPS antenna required separately) • Lone worker function • Audio equalizer and active noise canceling • Digital voice recording to a microSD card • USB port for PC connection • Menu and function item localization • Ignition line • D-SUB 25-pin ACC connector • 20 W audio amplifier • Broadcast call • Ambience listening • Status call and short data message • Call back function for Mode 3 • Transparent data • Remote kill, stun and revive • Built-in 5-Tone, 2-Tone, CTCSS and DTCS • DTMF autodial memories and decoder • MDC 1200 compatible • BIIS 1200 functions

* Some functions will be available with future firmware upgrade.

Supplied Accessories

- Hand microphone, HM-221 • DC power cable • Mounting bracket kit • Microphone hanger



Multiple Controller Configurations*

With a combination with optional separation kits, COMMANDMIC™ and separation cables, three types of controller configurations are available to suit almost any application or installation that may be required.

* Multiple controller configurations are for IC-F5400DP/IC-F6400DP only.



Dual head controller configuration

COMMANDMIC™ and detached controller configuration

VHF DIGITAL TRANSCEIVER

IC-F5062D (25 W)

UHF DIGITAL TRANSCEIVER

IC-F6062D (25 W)

VERSATILE, MULTI-FUNCTION PROFESSIONAL



FEATURES

- dPMR™ Mode 1/2 digital and Mode 3 trunking
- Large dot-matrix LCD with menu driven interface
- IP54 splash resistance and dust-protection (Controller only)
- Detachable front panel (Optional RMK-3 and separation cable required)
- D-SUB 25-pin accessory connector and ignition sensing



- Broadcast call • Ambience listening • Status call and short data message • Transparent data call • Emergency call and alert • Remote kill, stun and revive • Built-in 5-Tone, 2-Tone, CTCSS and DTCS • Eight DTMF autodial • Optional voice scrambler UT-109R/UT-110R and built-in inversion voice scrambler for analogue mode • Ignition line

Supplied Accessories

- Hand microphone, HM-152 • DC power cable • Microphone hanger • Mounting bracket kit • Key assign stickers



Digital Radios / Analogue Radios

VHF DIGITAL TRANSCEIVER

IC-F5122D (25 W)

UHF DIGITAL TRANSCEIVER

IC-F6122D (25 W)

DIGITAL STANDARD MOBILE RADIO



FEATURES

- dPMR™ Mode 1/2 digital and analogue FM mode operation
- Digital/analogue mixed mode operation
- Front mounted speaker delivers clear and loud audio
- Built-in 5-Tone, 2-Tone, CTCSS and DTCS (Analogue mode)
- External memory channel control with optional ACC cable

- Status call and data call (Short Data Message)
- Transparent data call (Xon/Xoff)
- Remote kill, stun and revive (RX)
- Ambient listening (RX)
- Voting scan
- BIIS PTT ID transmission
- Eight DTMF autodial memories
- Lone worker function
- Surveillance function

Supplied Accessories

- Hand microphone, HM-152
- DC power cable
- Microphone hanger
- Mounting bracket kit
- Key assign stickers

VHF MOBILE TRANSCEIVER

IC-F5022

(25 W, 128 Ch with LCD)

UHF MOBILE TRANSCEIVER

IC-F6022

(25 W, 128 Ch with LCD)



IC-F5022/F6022

VHF MOBILE TRANSCEIVER

IC-F5012

(25 W, 8 Ch without LCD)

UHF MOBILE TRANSCEIVER

IC-F6012

(25 W, 8 Ch without LCD)



IC-F5012/F6012

HARDWORKING MOBILE RADIOS



FEATURES

- 128 memory channels and 8-character alphanumeric display (IC-F5022/F6022 only)
- 8 memory channels and LED lighting (IC-F5012/F6012 only)
- Front mounted speaker delivers clear and loud audio
- Built-in 5-Tone, 2-Tone, CTCSS and DTCS
- External memory channel control with optional ACC cable
- BIIS PTT ID transmission
- MDC 1200 compatible (Limited functions)

Supplied Accessories

- Hand microphone, HM-152
- DC power cable
- Microphone hanger
- Mounting bracket kit
- Key assign stickers



Data Radios

VHF DATA TRANSCEIVER

IC-F5122DD

UHF DATA TRANSCEIVER

IC-F6122DD

GENERAL PURPOSE TRANSPARENT DATA MODEM



FEATURES

- 9600 bps (at 12.5 kHz) and 4800 bps (at 6.25 kHz) data mode
- 25 W, 10 W and 6 W three-step RF output power
- TCP/IP protocol (IPv4) supported for Ethernet
- Meets EN 300 113/EN 300 279 standards
- Fast data transfer using 4-level FSK modulation

Supplied Accessories

- DC power cable
- Mounting bracket kit



RS-232 + Ethernet version



RS-232 version

dPMR™ Digital Repeaters / dPMR™ Mode 3 Controllers



VHF REPEATERS

IC-FR5100 (25 W, 100% duty)
IC-FR5100H (50 W, 100% duty)

UHF REPEATERS

IC-FR6100 (25 W, 100% duty)
IC-FR6100H (50 W, 100% duty)

VALUE, PERFORMANCE AND FLEXIBILITY



FEATURES

- dPMR™ Mode 2 digital and analogue FM with auto sensing
- dPMR™ Mode 3 repeater for use with IC-FC5000E controller
Optional UC-FR5000SE required.
- 100% duty cycle operation At 25°C ambient temperature.
- “Two channels in one box” configuration for IC-FR5000/FR6000
Optional UR-FR5100/UR-FR6100 required.

- 32 channel capacity
- 2U height rack mount design
- Base station operation for Analogue and dPMR Mode 2 operation
- D-SUB 25-pin accessory connector
- CW-ID transmission
- Built-in 5-tone, CTCSS and DTCS
- Optional voice scrambler UT-109R/UT-110R and built-in voice scrambler
- DTMF encode and decode
- IC-FR6200H: high power, full duty repeater with heatsink chassis version (Export version)

Supplied Accessories

- DC power cable
- Key assign stickers



dPMR™ MODE 3 EXTERNAL CONTROLLER

IC-FC5000E

dPMR™ MODE 3 TRUNKING CONTROLLER



FEATURES

- Spectrum efficient centralized control channel trunking
- Up to 32 channels per site (One control channel, up to 31 traffic channels)
- Up to 32 site multi-site trunking (256 site planned) with CS-FC5000SCS system control software
- Four Channel licence activation key is supplied with the controller
For additional channels/sites, an activation key is required.
- Call queuing and emergency call with pre-emption

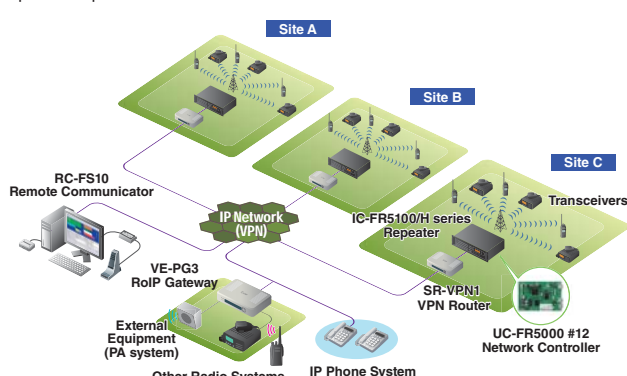
- CS-FC5000 web based management software
- Firmware update over an IP network
- Remote reboot of the trunking controller over an IP network
- Repeater anomaly detection and alert
- A traffic channel can be configured as a secondary control channel
- 1U (44mm) rack mount

Supplied Accessories

- DC power cable

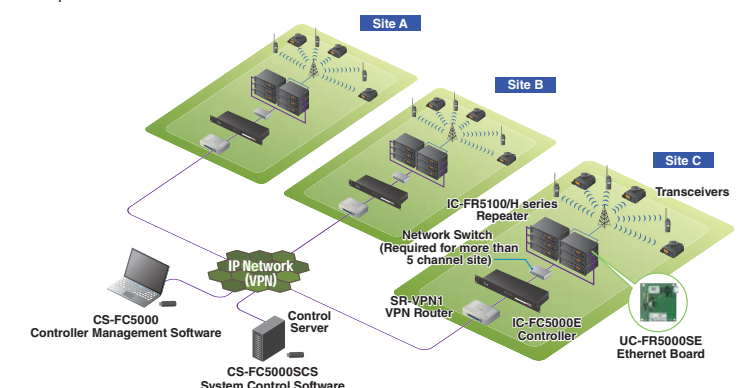
Mode 2 Conventional Repeater Mode

Up to 16 repeater sites can be connected over an IP network



Mode 3 Trunking Mode

Example of three sites multi-site with IC-FC5000E external controller





IP ADVANCED RADIO SYSTEM

FULL-DUPLEX COMMUNICATION THAT WORKS OVER A WIRELESS IP NETWORK



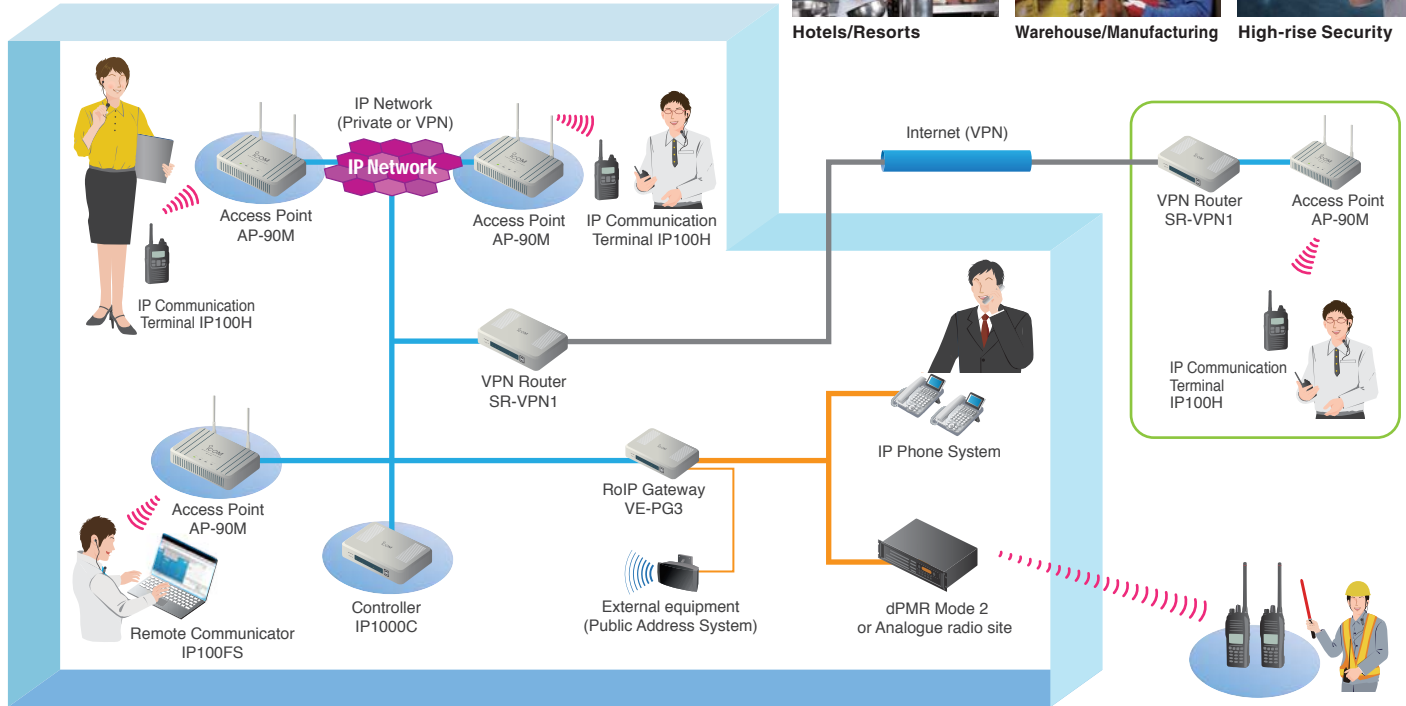
Hotels/Resorts



Warehouse/Manufacturing



High-rise Security



The figures leave out some equipment, such as a network switch, to simplify the information.

FEATURES

Wireless Communication System

By deploying access points along the existing IP network, the IP advanced radio system can communicate from anywhere in the facility. The IP100H can access the nearest access point and can roam between access points.

Individual, Group, All or Area Communication

Staff spread across multiple rooms and cabins can communicate seamlessly. The IP communication terminal can receive Short Data Messages with a vibration alert from a PC installed IP100FS.

Hands-free, Full-duplex Communication

With an optional earphone-microphone or headset*, the IP100H user can simultaneously talk and receive like a phone call. Hands-free operation allows your staff to carry out other tasks at the same time.

* For full-duplex operation, please use either HM-153LS, HM-166LS, HS-102 with OPC-2359 or HS-85 with OPC-2144 for full-duplex operation.

Interconnect between IDAS™ and IP Phone System

With the VE-PG3 RoIP gateway, the IP advanced radio system can interconnect with IP phone system, analogue transceiver and dPMR™ mode 2 digital transceiver.

IP Communication Terminal IP100H

* The IP100H can be used with an internal antenna. (Communication range will decrease to half from/to access points.)



- License-free wireless LAN communication terminal using IEEE 802.11 a/b/g/n standards (2.4 GHz and 5 GHz*)
- WPA-PSK or WPA2-PSK encryption
- IPX7 waterproof (1m depth water for 30 minutes)
- Rugged construction
- Compact 58 × 95 × 26.4 mm body and 205 g (approximate) lightweight
- Vibration alert function for incoming calls

* Authorized frequency range and channels may differ depending on country.



WIRELESS LAN ACCESS POINT

AP-90M

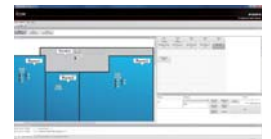
- IEEE 802.11 a/b/g/n/ac compliant (2.4GHz and 5GHz*)
- PoE (Power over Ethernet) capability
- Optional RS-AP3, Access point management software

* Authorized frequency range and channels may differ depending on country.



REMOTE COMMUNICATOR IP100FS

- The IP100FS can communicate with IP communication terminals from a PC
- The IP100FS can obtain location information of each IP100H based on using access points, when used with AP-90M
- Can be installed to a Windows®-based tablet PC as well as laptop PC
- Supplied with USB flash drive for use as a USB hardware key



CONTROLLER IP1000C

- The IP1000C controls all terminal configurations and voice traffic
- Capable of controlling up to 100 or 20* terminals (including IP100FS)

* Depending on the IP1000C version



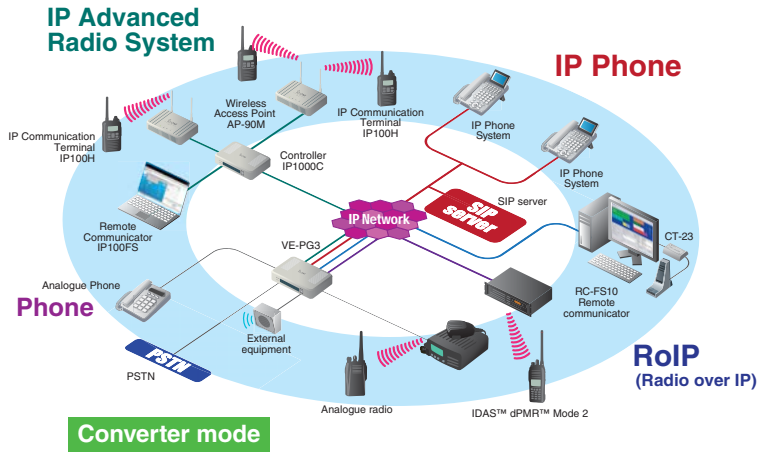


RoIP Gateway / VPN Router / Remote Communicator

RoIP GATEWAY VE-PG3



VERSATILE RADIO OVER IP GATEWAY

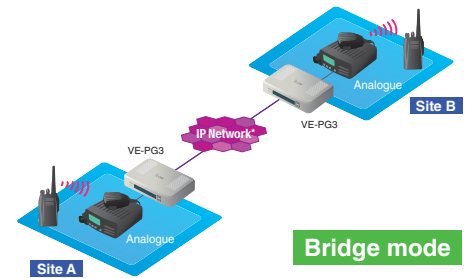


Converter mode

FEATURES

- Interconnects between dPMR™ Mode 2, analogue radio and IP Advanced Radio System
- Telephone interconnection with IP phone and PSTN lines
- Cross band, cross category interconnection
- Public address, siren, warning light and external equipment connection
- Optional RC-FS10 software for virtual PC dispatch station

• RoIP and SIP gateway functions • Direct dialing from radio user* (* Limited to radios with DTMF capability) • Optional CT-24 digital voice converter converts analog radio and G.711 μ -law codec to the AMBE+2™ codec for the IDAS radio system • The virtual serial port function for remote control connected analogue radios or equipment from a PC over the IP network • IP router function: PPPoE/IPv6 bridge, NAT, dynamic DNS, VPN pass through, IP filter, SNMP and SYSLOG • USB flash drive connection for firmware updates and data backup • Site-to-site bridge mode communication over the IP network • Site-to-multisite bridge mode communication using IP multicast network • Mixing audio function for bridge mode



Bridge mode

Supplied Accessories

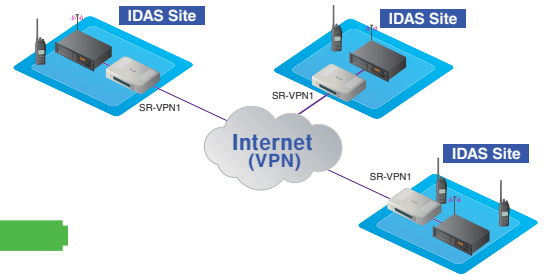
- AC adapter, BC-207S • Ferrite core
- Spare quick connectors • Utility software CD

SIMPLE VPN ROUTER FOR RADIO OVER IP

VPN ROUTER SR-VPN1



SR-VPN1



FEATURES

- Up to 32 IPsec VPN tunnels with 1000BASE-T gigabit Ethernet
Broadband IP connection is separately required for Internet connection.
- 3DES, AES-128, AES-192 or AES-256 encryption
- IPsec wizard provides simple step-by-step instructions
- IPv4 multicast routing for VE-PG3 • Dynamic DNS client function

Supplied Accessory

- AC adapter, BC-207S

VIRTUAL RADIO / PC DISPATCH

REMOTE COMMUNICATOR RC-FS10



FEATURES









- Remote communicator for dPMR™ Mode 2 and analogue radio system
VE-PG3 is required for analogue radio system.
- Up to eight different dPMR Mode 2 and analogue radio systems can be programmed
- Up to 40 buttons programmable. Short data message, status and DTMF can be sent
- Caller ID, called ID, name and call type information are displayed
- Optional HM-154 or SM-26 microphone can be used with the RC-FS10
Optional CT-23 PTT microphone adapter is required.












Supplied Accessories









- Installation CD • USB cable
- Digital converter, CT-24

OPTIONS FOR HANDHELD TRANSCEIVERS

MODEL NAME	BATTERY PACKS								
	BP-277EX Intrinsically Safety (Li-ion) 74 V/1800 mAh (min.) 1900 mAh (typ.) 	BP-227AXD Intrinsically Safety (Li-ion) 74 V/1850 mAh (min.) 1950 mAh (typ.) 	BP-284 (Li-ion) 72 V/3070 mAh (min.) 3210 mAh (typ.) 	BP-283 (Li-ion) 72 V/ 1910 mAh (min.) 2010 mAh (typ.) 	BP-232WP (Li-ion) 74 V/2200 mAh (min.) 2350 mAh (typ.) 	BP-280 (Li-ion) 72 V/2280 mAh (min.) 2400 mAh (typ.) 	BP-279 (Li-ion) 72 V/1485 mAh (min.) 1570 mAh (typ.) 	BP-278 (Li-ion) 72 V/1130 mAh (min.) 1190 mAh (typ.) 	BP-274 (Li-ion) 74 V/1800 mAh (min.) 1900 mAh (typ.) 
IC-F3400DPT/DPS/DP IC-F4400DPT/DPS/DP			✓	✓					
IC-F3262DT/DS IC-F4262DT/DS					✓				
IC-F1000D IC-F2000D						✓	✓	✓	
IC-F1000T/S IC-F2000T/S						✓	✓	✓	
IC-F1000 IC-F2000						✓	✓	✓	
IC-F3202DEX IC-F4202DEX	✓								
IC-F51 ATEX IC-F61 ATEX		✓							
IC-F51V IC-F61V								✓	
IC-F29DR						✓	✓	✓	
IC-F29SR						✓	✓	✓	

MODEL NAME	BATTERY CASES			DESKTOP CHARGERS					
	BP-240 LR03 (AAA) x6 cells 	BP-261 LR6 (AA) x6 cells 	BP-226 LR6 (AA) x5 cells 	BC-212EX *1 Intrinsically Safety Rapid charger 	BC-219 Rapid charger 	BC-160 Rapid charger 	BC-171 Regular charger 	BC-213 Rapid charger 	BC-119N Rapid charger 
IC-F3400DPT/DPS/DP IC-F4400DPT/DPS/DP					✓				
IC-F3262DT/DS IC-F4262DT/DS	✓	✓				✓	✓		
IC-F1000D IC-F2000D								✓	
IC-F1000T/S IC-F2000T/S								✓	
IC-F1000 IC-F2000								✓	
IC-F3202DEX IC-F4202DEX				✓					
IC-F51 ATEX IC-F61 ATEX								✓ (AD-100 is required)	
IC-F51V IC-F61V			✓						
IC-F29DR								✓	
IC-F29SR								✓	

*1 The battery charger, BC-212EX must not be used in an explosive atmosphere.

MODEL NAME	DESKTOP CHARGERS		MULTI-CHARGERS			CHARGER ADAPTERS		
	BC-152N Regular charger 	BC-190 Rapid charger 	BC-214 *2 Rapid multi-charger 	BC-197 *3 Rapid multi-charger 	BC-121N Rapid multi-charger 	AD-132 *2 For BP-283, or BP-284 	AD-122 *3 For BP-232WP 	AD-130 *2 For BP-278, BP-279 or BP-280 
IC-F3400DPT/DPS/DP IC-F4400DPT/DPS/DP			✓ (Use with AD-132)			✓ (Use with BC-214)		
IC-F3262DT/DS IC-F4262DT/DS				✓ (Use with AD-122)			✓ (Use with BC-197)	
IC-F1000D IC-F2000D			✓ (Use with AD-130)					✓ (Use with BC-214)
IC-F1000T/S IC-F2000T/S			✓ (Use with AD-130)					✓ (Use with BC-214)
IC-F1000 IC-F2000			✓ (Use with AD-130)					✓ (Use with BC-214)
IC-F3202DEX IC-F4202DEX								
IC-F51 ATEX IC-F61 ATEX	✓					✓ (Use with AD-100)		
IC-F51V IC-F61V	✓	✓		✓ (Use with AD-128)				
IC-F29DR			✓ (Use with AD-130)					✓ (Use with BC-214)
IC-F29SR			✓ (Use with AD-130)					✓ (Use with BC-214)

*2 Either AD-130 or AD-132 is supplied with the BC-214, depending on version. *3 Either AD-122 or AD-128 is supplied with the BC-197, depending on version. The IC-F3202DEX/F4202DEX and IC-F51/F61 ATEX intrinsically models should only be used with the specified intrinsically safe approved options.

✓ : Applicable □ : Not applicable

OPTIONS FOR HANDHELD TRANSCEIVERS

MODEL NAME	CHARGER ADAPTERS		AC ADAPTERS				CHARGER BRACKET	CIGARETTE LIGHTER CABLE	
	AD-128* ³ For BP-274	AD-100 For BP-227AXD	BC-123S* ⁴ 12 V/1 A	BC-145S* ⁴ 16 V/0.93 A	BC-147S* ⁴ 12 V/0.25 A	BC-157S 12 V/7.5 A	MB-130	CP-23L	
IC-F3400DPT/DPS/DP IC-F4400DPT/DPS/DP									
			✓ (Use with BC-219)			✓ (Use with BC-214)		✓ (Use with BC-219)	
IC-F3262DT/DS IC-F4262DT/DS			✓ (Use with BC-160)		✓ (Use with BC-171)	✓ (Use with BC-197)	✓ (Use with BC-160)	✓ (Use with BC-160)	
IC-F1000D IC-F2000D			✓ (Use with BC-213)			✓ (Use with BC-214)	✓ (Use with BC-213)	✓ (Use with BC-213)	
IC-F1000T/S IC-F2000T/S			✓ (Use with BC-213)			✓ (Use with BC-214)	✓ (Use with BC-213)	✓ (Use with BC-213)	
IC-F1000 IC-F2000			✓ (Use with BC-213)			✓ (Use with BC-214)	✓ (Use with BC-213)	✓ (Use with BC-213)	
IC-F3202DEX IC-F4202DEX			✓ (Use with BC-212EX)						
IC-F51 ATEX IC-F61 ATEX		✓ (Use with BC-119N or BC-121N)		✓ (Use with BC-119N)	✓ (Use with BC-152N)	✓ (Use with BC-121N)			
IC-F51V IC-F61V	✓ (Use with BC-197)		✓ (Use with BC-190)		✓ (Use with BC-152N)	✓ (Use with BC-197)	✓ (Use with BC-190)	✓ (Use with BC-152N)	
IC-F29DR			✓ (Use with BC-213)			✓ (Use with BC-214)	✓ (Use with BC-213)	✓ (Use with BC-213)	
IC-F29SR			✓ (Use with BC-213)			✓ (Use with BC-214)	✓ (Use with BC-213)	✓ (Use with BC-213)	

*⁴ BC-123SA/BC-145SA/BC-147SA for US plug, SE for EURO plug, SV for Australia plug, BC-123SUK/BC-145SUK for UK plug.

MODEL NAME	DC POWER CABLES		SPEAKER-MICROPHONES						
	OPC-656	OPC-515L	HM-203EX Intrinsically Safety IP67	HM-222 IP68	HM-184/H IP67	HM-168LWP Waterproof connector IP67	HM-158LA	HM-159LA	HM-171GPW Waterproof connector GPS IP67
IC-F3400DPT/DPS/DP IC-F4400DPT/DPS/DP	✓ (Use with BC-214)	✓ (Use with BC-219)							
IC-F3262DT/DS IC-F4262DT/DS	✓ (Use with BC-197)			✓					
IC-F1000D IC-F2000D	✓ (Use with BC-214)					✓	✓	✓	✓
IC-F1000T/S IC-F2000T/S	✓ (Use with BC-214)					✓	✓	✓	
IC-F1000 IC-F2000	✓ (Use with BC-214)					✓	✓	✓	
IC-F3202DEX IC-F4202DEX			✓						
IC-F51 ATEX IC-F61 ATEX									
IC-F51V IC-F61V	✓ (Use with BC-197)	✓ (Use with BC-152N)					✓	✓	
IC-F29DR	✓ (Use with BC-214)					✓	✓	✓	
IC-F29SR	✓ (Use with BC-214)					✓	✓	✓	

MODEL NAME	SPEAKER-MICROPHONES				EARPHONE-MICROPHONES		HEADSETS		
	HM-138 IPX7	HM-168 IPX7	HM-169 IP67	HM-170GP GPS	HM-153LA	HM-166LA	HS-94 Earhook type with boom microphone	HS-94LWP Earhook type with waterproof connector	HS-95 Behind-the-head type
IC-F3400DPT/DPS/DP IC-F4400DPT/DPS/DP									
IC-F3262DT/DS IC-F4262DT/DS							✓ (Use with VS-4MC)		✓ (Use with VS-4MC)
IC-F1000D IC-F2000D					✓	✓	✓ (Use with VS-4LA or OPC-2004LA)	✓	✓ (Use with VS-4LA or OPC-2004LA)
IC-F1000T/S IC-F2000T/S					✓	✓	✓ (Use with VS-4LA or OPC-2004LA)	✓	✓ (Use with VS-4LA or OPC-2004LA)
IC-F1000 IC-F2000					✓	✓	✓ (Use with VS-4LA or OPC-2004LA)	✓	✓ (Use with VS-4LA or OPC-2004LA)
IC-F3202DEX IC-F4202DEX									
IC-F51 ATEX IC-F61 ATEX	✓								
IC-F51V IC-F61V	✓	✓	✓	✓			✓ (Use with VS-1SC)		✓ (Use with VS-1SC)
IC-F29DR					✓	✓	✓ (Use with VS-4LA or OPC-2004LA)	✓	✓ (Use with VS-4LA or OPC-2004LA)
IC-F29SR					✓	✓	✓ (Use with VS-4LA or OPC-2004LA)	✓	✓ (Use with VS-4LA or OPC-2004LA)

OPTIONS FOR HANDHELD TRANSCEIVERS

MODEL NAME	HEADSETS		PLUG ADAPTER CABLE	PTT SWITCH CABLE	VOX/PTT CASE	ACC ADAPTER	BELT CLIPS		
	HS-95LWP Behind-the-head type with waterproof connector	HS-97 Throat microphone type	OPC-2004LA VOX operation	VS-4LA/MC Manual PTT operation	VS-1SC	AD-118 Allows you to use 6-pin Hirose plug accessories	MB-94EX Intrinsically Safety	MB-136 MB-93 MB-86 Swivel type	MB-133 MB-98 MB-94/R Alligator type
IC-F3400DPT/DPS/DP IC-F4400DPT/DPS/DP		✓ (Use with VS-4MC)		✓ (Use VS-4MC)		✓		✓ (Use MB-136)	✓ (Use MB-133)
IC-F3262DT/DS IC-F4262DT/DS		✓ (Use with VS-4MC)		✓ (Use VS-4MC)		✓		✓ (Use MB-93)	✓ (Use MB-94/R)
IC-F1000D IC-F2000D	✓	✓ (Use with VS-4LA or OPC-2004LA)	✓	✓ (Use VS-4LA)					✓ (Use MB-133)
IC-F1000T/S IC-F2000T/S	✓	✓ (Use with VS-4LA or OPC-2004LA)	✓	✓ (Use VS-4LA)					✓ (Use MB-133)
IC-F1000 IC-F2000	✓	✓ (Use with VS-4LA or OPC-2004LA)	✓	✓ (Use VS-4LA)					✓ (Use MB-133)
IC-F3202DEX IC-F4202DEX							✓		
IC-F51 ATEX IC-F61 ATEX								✓ (Use MB-86)	✓ (Use MB-98)
IC-F51V IC-F61V		✓ (Use with VS-1SC)			✓			✓ (Use MB-86)	✓ (Use MB-98)
IC-F29DR	✓	✓ (Use with VS-4LA or OPC-2004LA)	✓	✓ (Use VS-4LA)					✓ (Use MB-133)
IC-F29SR	✓	✓ (Use with VS-4LA or OPC-2004LA)	✓	✓ (Use VS-4LA)					✓ (Use MB-133)

MODEL NAME	LEATHER BELT HANGERS			LEATHER CASES		ANTENNAS				
	MB-96N	MB-96F	MB-96FL	LC-184 For IC-F3400DPT/DPS, F4400DPT/DPS	LC-186 For IC-F3400DP, F4400DP	FA-S81V 136–150 MHz FA-S82V 148–160 MHz FA-S83V 160–174 MHz FA-S81U 380–430 MHz FA-S82U 430–480 MHz	FA-SC25V 136–150 MHz FA-SC55V 150–174 MHz FA-SC25U 400–430 MHz FA-SC57U 430–470 MHz	FA-S24V 136–150 MHz FA-S59V 150–174 MHz FA-S27U 400–470 MHz FA-S56U 450–520 MHz		
IC-F3400DPT/DPS/DP IC-F4400DPT/DPS/DP	✓	✓	✓	✓	✓	✓				
IC-F3262DT/DS IC-F4262DT/DS	✓	✓	✓				✓			
IC-F1000D IC-F2000D							✓			
IC-F1000T/S IC-F2000T/S							✓			
IC-F1000 IC-F2000							✓			
IC-F3202DEX IC-F4202DEX							✓			
IC-F51 ATEX IC-F61 ATEX		✓						✓		
IC-F51V IC-F61V	✓	✓	✓					✓		
IC-F29DR										
IC-F29SR										

MODEL NAME	CUT ANTENNAS		HIGH GAIN ANTENNAS	STUBBY ANTENNAS		
	FA-S67VC 136–174 MHz FA-S76UC 380–520 MHz	FA-SC61VC 136–174 MHz FA-SC61UC 380–520 MHz	FA-SC62V 150–160 MHz FA-SC63V 155–165 MHz	FA-S81VS 136–150 MHz FA-S82VS 150–160 MHz FA-S83VS 160–174 MHz FA-S81US 400–450 MHz FA-S82US 450–490 MHz	FA-SC26VS 136–144 MHz FA-SC27VS 142–150 MHz FA-SC56VS 150–162 MHz FA-SC57VS 160–174 MHz FA-SC26US 400–450 MHz FA-SC73US 450–490 MHz	FA-S62VS 150–162 MHz FA-S63VS 160–174 MHz FA-S57US 450–490 MHz
IC-F3400DPT/DPS/DP IC-F4400DPT/DPS/DP	✓			✓		
IC-F3262DT/DS IC-F4262DT/DS		✓	✓		✓	
IC-F1000D IC-F2000D		✓	✓		✓	
IC-F1000T/S IC-F2000T/S		✓	✓		✓	
IC-F1000 IC-F2000		✓	✓		✓	
IC-F3202DEX IC-F4202DEX						
IC-F51 ATEX IC-F61 ATEX						✓
IC-F51V IC-F61V						✓
IC-F29DR						
IC-F29SR						

Some options may not be available in some countries. Please ask your dealer for details.

✓ : Applicable □ : Not applicable

SPECIFICATIONS FOR HANDHELD TRANSCEIVERS

	IC-F3400DPT/DPS/DP IC-F4400DPT/DPS/DP	IC-F3262DT/DS IC-F4262DT/DS	IC-F1000D IC-F2000D	IC-F1000T/S IC-F2000T/S	IC-F3202DEX IC-F4202DEX	IC-F51 ATEX IC-F61 ATEX	IC-F51V IC-F61V	IC-F29DR	IC-F29SR	
Frequency coverage	136–174 MHz	136–174 MHz	136–174 MHz	136–174 MHz	136–174 MHz	136–174 MHz	136–174 MHz	Analogue; 446.0–446.1 MHz	Analogue; 446.0–446.1 MHz	
	380–470 MHz	400–470 MHz	400–470 MHz	400–470 MHz	400–470 MHz	400–470 MHz	400–470 MHz	Digital; 446.1–446.2 MHz *1	–	
Number of channels	4000/1024 channels*2 128 zones	512 channels 128 zones	128 channels *3	128 channels *4	16 channels	128 channels 8 zones	128 channels 8 zones	Analogue; 8 ch Digital; 16 ch	Analogue; 8 ch	
Channel spacing	6.25, 12.5, 20, 25 kHz	6.25, 12.5, 20, 25 kHz	6.25, 12.5, 20, 25 kHz	12.5, 20, 25 kHz	6.25, 12.5, 20, 25 kHz	12.5, 20, 25 kHz	12.5, 20, 25kHz	6.25, 12.5kHz	12.5 kHz	
Dimensions (W × H × D; Projections are not included)	53.6 × 123.5 × 29.3 mm (with BP-283)	53.5 × 142.7 × 39.5 mm (with BP-232WP)	52.2 × 111.8 × 30.3 mm (with BP-280)	52.2 × 111.8 × 24.5 mm (with BP-279)	63 × 144 × 50 mm (with BP-277EX)	56 × 97 × 36.4 mm (with BP-227AXD)	56 × 97 × 35.2 mm (with BP-274)	52.2 × 186.1 × 30.3 mm (with BP-280)	52.2 × 186.1 × 24.5 mm (with BP-279)	
Weight (approx.)	300 g (with BP-283, belt clip & FA-S81US)	410 g (VHF)400 g (UHF) (with BP-232WP, belt clip & ant.)	260 g (With BP-280 & belt clip)	240 g (with BP-279)	466 g (VHF) 460 g (UHF) (with BP-277EX, belt clip & ant.)	295 g (with BP-227AXD)	274 g (VHF) 278 g (UHF) (with BP-274)	270 g (With BP-280 and belt clip)	240 g (With BP-279)	
RF output power (High)	5 W (VHF/UHF)	5 W (VHF/UHF)	5 W (VHF) 4 W (UHF)	5 W (VHF) 4 W (UHF)	1 W (VHF/UHF)	1 W (VHF/UHF)	5 W (VHF) 4 W (UHF)	500 mW ERP	500 mW ERP	
Frequency stability	±1.0 ppm	±1.0 ppm	±1.0 ppm	±2.5 ppm	±1.0 ppm	±2.5 ppm (VHF) ±2.0 ppm (UHF)	±2.5 ppm	±1.0 ppm	±2.5ppm	
Sensitivity	(20 dB SINAD, emf)	–4 dBµV typ.	–4 dBµV typ.	–5/–5/–2 dBµV typ. (W/M/N)	–4 dBµV typ.	–4 dBµV typ.	–4 dBµV typ.	–4 dBµV typ.	26.5 dBµV/m	26.5 dBµV/m
	(5% BER, emf)	–	–8 dBµV typ.–	–8 dBµV typ.	–	–8 dBµV typ.	–	–	–8 dBµV typ.	–
	(1% BER, emf)	–11/–6 dBµV typ. (DN/DVN)	–	–	–	–	–	–	–	–
Selectivity	(W/M/N)	76/76/68 dB typ.	78/78/68 dB typ.	77/74/69 dB typ. (VHF) 75/74/69 dB typ. (UHF)	76/72/53 dB typ. (VHF) 73/73/56 dB typ. (UHF)	78/75/70 dB typ. (VHF) 74/72/66 dB typ. (UHF)	75/75/65 dB typ.	75/75/65 dB typ.	81.29 dBµV/m	81.29 dBµV/m
	(Digital)	65 dB typ.	60 dB typ.	59 dB typ. (VHF) 58 dB typ. (UHF)	–	62 dB typ. (VHF) 57 dB typ. (UHF)	–	–	58 dB typ.	–
Intermodulation	(W/M/N)	67 dB typ.	67 dB typ.	69 dB typ. (VHF) 70 dB typ. (UHF)	68 dB typ. (VHF) 67 dB typ. (UHF)	67 dB typ.	67 dB typ.	67 dB typ.	86.29 dBµV/m	86.29 dBµV/m
	(Digital, emf)	–	73 dBµV typ.	74 dBµV typ.	–	73 dBµV typ.	–	–	74 dBµV typ.	–
AF output power	Internal SP	800 mW typ.	800 mW typ.	800 mW typ.	800 mW typ.	800 mW (typ. 32Ω)	–	700 mW typ.	800 mW typ.	800 mW typ.
	External SP	900 mW typ.	1000 mW typ.	400 mW typ.	400 mW typ.	400 mW (typ. 32Ω)	500 mW typ.	500 mW typ.	400 mW typ.	400 mW typ.

DN (Digital Narrow): 12.5 kHz. DVN (Digital Very Narrow): 6.25 kHz

*1 As of October 2016, some countries have yet to allocate the 446.1–446.2 MHz digital PMR 446 frequency range. We suggest you confirm the allocation status in your country before you use.

*2 Upgrade licence required to enable 4000 channel capacity. IC-F3400D/F4400D (Non-LCD type): Up to 32 selected channels out of 1024 can be allocated to the channel knob.

*3 Up to 16 selected channels out of 128 can be allocated to the channel knob. *4 IC-F1000/F2000 (Non-LCD type): Up to 16 selected channels out of 128 can be allocated to the channel knob.

	IC-F3400DPT/DPS/DP IC-F4400DPT/DPS/DP	IC-F3262DT/DS IC-F4262DT/DS	IC-F1000D IC-F2000D	IC-F1000T/S IC-F2000T/S	IC-F3202DEX IC-F4202DEX	IC-F51 ATEX IC-F61 ATEX	IC-F51V IC-F61V	IC-F29DR	IC-F29SR
dPMR™	Mode 1/ Mode 2	✓	✓	✓	–	✓	–	–	–
	Mode 2 Multi-site	✓	✓	✓	–	✓	–	–	–
	Mode 3 Trunking	✓*3	✓	–	–	–	–	–	–
Voice Scrambler (Digital)	✓	✓	✓	–	✓	–	–	–	–
Voice Scrambler (Analogue)*1	Inversion	✓	✓	–	✓	–	✓	–	–
	Non-rolling	–	–	–	–	–	✓	–	–
	Rolling	–	–	–	–	–	✓	–	–
CTCSS/DTCS	encoder/decoder	✓	✓	✓	✓	✓	✓	✓	✓
2-Tone	encoder/decoder	✓	✓	✓	✓	✓	✓	–	–
5-Tone	encoder/decoder	✓	✓	✓	✓	✓	✓	–	–
DTMF autodial	✓	✓	✓	✓	✓	✓	✓	–	–
DTMF decoder	✓*4	✓*4	–	–	–	–	–	–	–
BIIS 1200	✓	✓	✓*5	✓*5	✓*6	✓	✓	–	–
MDC 1200	✓	–	–	✓*7	–	–	✓	–	–
Man down function	✓	✓*8	✓	✓	–	–	–	–	–
Motion detection sensor	✓	–	✓	✓	–	–	–	–	–
Intrinsically safe	–	–	–	–	✓	✓	–	–	–
Channel announcement	✓	–	✓	✓	✓	–	–	✓	✓
Vibration alert	✓	–	–	–	–	–	✓*8	–	–
Voice recorder	✓	–	–	–	–	–	✓*8	–	–
GPS receiver	✓	✓*8	HM-171GPW	–	–	–	HM-170GP	–	–
Operating time*2	10 hours with BP-283 16 hours with BP-284	12/10.5 hours*9 with BP-232WP	18 hours with BP-280 12 hours with BP-279	20 hours with BP-280 14 hours with BP-279	21.5/19 hours with BP-277EX (VHF/UHF)	16.5 hours with BP-227AXD	9–10 hours with BP-274	26 hours with BP-280 17 hours with BP-279	33 hours with BP-280 21 hours with BP-279
IP rating	IP68 (1 m depth 1 hour)	IP67	IP67	IP67	IP67	IP67	IP67	IP67	IP67
MIL-STD requirements	MIL-810 G	MIL-810 G	MIL-810 G	MIL-810 G	MIL-810 G	MIL-810 F	MIL-810 F	MIL-810 G	MIL-810 G

*1 Inversion type voice scrambler is not compatible with UT-109R/UT-110R voice scrambler. *2 5:5:90 duty cycle, power save ON. *3 Upgrade licence required.

*4 Possible as a kind of 5-Tone format. *5 PTT ID and emergency call. *6 PTT ID only. *7 Limited functions. *8 Depending on version. *9 Non GPS/GPS type.

✓ : Available – : Not available

OPTIONS FOR MOBILE TRANSCEIVERS AND REPEATERS

MODEL NAME	HAND MICROPHONES								
	HM-221 IP55	HM-211T with DTMF keypad IP55	HM-220 Heavy-duty type IP54	HM-220T Heavy duty type with DTMF keypad IP54	HM-211 Noise Canceling Mic	HM-152	HM-152T with DTMF keypad	HM-148G Heavy-duty type	HM-148T Heavy duty type with DTMF keypad
IC-F5400DP, IC-F6400DP	✓	✓	✓	✓					
IC-F5400DPS, IC-F6400DPS	✓	✓	✓	✓					
IC-F5062D, IC-F6062D					✓	✓	✓	✓	✓
IC-F5122D, IC-F6122D					✓	✓	✓	✓	✓
IC-F5022, IC-F6022						✓	✓	✓	✓
IC-F5012, IC-F6012						✓	✓	✓	✓
IC-FR5100, IC-FR6100						✓	✓	✓	✓
IC-FR5100H, IC-FR6100H						✓	✓		

MODEL NAME	DESKTOP MICROPHONES		EXTERNAL SPEAKERS		SEPARATION KIT			COMMANDMIC™	SEPARATION CABLES
	SM-29	SM-26	SP-30	SP-35 2 m cable SP-35L 6 m cable	RMK-5	RMK-7 Dual head	RMK-3	HM-218 Secondary controller for use with RMK-5 IP55	OPC-2364 (1.9 m) OPC-2365 (3 m) OPC-2366 (5 m) OPC-2367 (8 m) For use with RMK-5 or RMK-7
IC-F5400DP, IC-F6400DP	✓		✓	✓	✓ (Separation cable is required)	✓ (Separation cable is required)	✓ (Separation cable is required)	✓	
IC-F5400DPS, IC-F6400DPS	✓		✓	✓					
IC-F5062D, IC-F6062D		✓	✓	✓			✓ (OPC-609 is required)		
IC-F5122D, IC-F6122D		✓	✓	✓					
IC-F5022, IC-F6022		✓	✓	✓					
IC-F5012, IC-F6012		✓	✓	✓					
IC-FR5100, IC-FR6100		✓	✓	✓					
IC-FR5100H, IC-FR6100H		✓	✓	✓					

MODEL NAME	SEPARATION CABLES		GPS ANTENNA	ACC CABLES		CHANNEL MODULES	POWER AMPLIFIERS	NETWORK CONTROLLER	ETHERNET BOARD
	OPC-2373 (1.9 m) OPC-2374 (8 m) For use with HM-218, COMMANDMIC	OPC-609 (1.9 m) for use with RMK-3	UX-241	OPC-1939 (15-pin) OPC-2078 (25-pin) <small>(Photo shows OPC-1939)</small>	OPC-2202 UR-PA5000/PA6000 connection cable	UR-FR5100 136–174 MHz, 25 W UR-FR6100 400–470 MHz, 25 W	UR-PA5100 136–174 MHz, 50 W 100% duty UR-PA6100 400–470 MHz, 50 W 100% duty	UC-FR5000 For dPMR Mode 2 multi-site networking	UC-FR5000SE For connection with IC-FC5000E
IC-F5400DP, IC-F6400DP	✓		✓						
IC-F5400DPS, IC-F6400DPS			✓						
IC-F5062D, IC-F6062D		✓							
IC-F5122D, IC-F6122D				✓*					
IC-F5022, IC-F6022				✓					
IC-F5012, IC-F6012				✓					
IC-FR5100, IC-FR6100					✓	✓	✓	✓	✓
IC-FR5100H, IC-FR6100H					✓		Built-in	✓	✓

* No digital modulation "IN" using accessory cables.

Some options may not be available in some countries. Please ask your dealer for details.

SPECIFICATIONS FOR MOBILE TRANSCEIVERS AND REPEATERS

	IC-F5400DP/DPS IC-F6400DP/DPS	IC-F5062D IC-F6062D	IC-F5122D IC-F6122D	IC-F5122DD IC-F6122DD	IC-F5022 IC-F6022	IC-F5012 IC-F6012	IC-FR5100H IC-FR6100H	IC-FR5100 IC-FR6100	IC-FC5000E
Frequency coverage	136–174 MHz 380–470 MHz	136–174 MHz 400–470 MHz	136–174 MHz 400–470 MHz	136–174 MHz 400–470 MHz	136–174 MHz 400–470 MHz	136–174 MHz 400–470 MHz	136–174 MHz 400–470 MHz		Power supply requirements 12 V DC
Number of channels	4000/1024 channels*1 128 zones	512 channels 128 zones	128 channels 8 zones	128 channels	128 channels 8 zones	8 channels	32 channels		Dimensions (W × H × D; Projections are not included) 483 × 44 × 219 mm
Channel spacing	6.25, 12.5, 20, 25 kHz	6.25, 12.5, 20, 25 kHz	6.25, 12.5, 20, 25 kHz	6.25, 12.5 kHz	12.5, 20, 25 kHz	12.5, 20, 25 kHz	6.25, 12.5, 20, 25 kHz		Weight (approx.) 2.25 kg
Power supply requirements	13.2 V DC	13.2 V DC	13.2 V DC	13.2 V DC	13.2 V DC	13.2 V DC	13.2 V DC		LAN RJ-45 connector × 4 (100BASE-TX)
Dimensions (W × H × D; Projections are not included)	174 × 55 × 150 mm	160 × 45 × 150 mm	150 × 40 × 117.5 mm	150 × 40 × 134.7 mm	150 × 40 × 117.5 mm	150 × 40 × 117.5 mm	483 × 88 × 260 mm		WAN RJ-45 connector × 1 (100BASE-TX)
Weight (approx.)	1.5 kg	1.3 kg	800 g	900 g	800 g	800 g	8.1 kg	5.6 kg	LED Power, Error, Status
RF output power (High)	25 W	25 W	25 W	25 W	25 W	25 W	50 W	25 W	Conformity standard ETSI TS 102 658
Frequency stability	±1.0 ppm	±1.0 ppm	±1.0 ppm	±1.0 ppm	±2.5 ppm	±2.5 ppm	±0.2 kHz (VHF) ±0.5 kHz (UHF)		
Sensitivity	(20 dB SINAD, emf)	–4 dBμV typ.	–4 dBμV typ.	–4 dBμV typ.	–	–4 dBμV typ.	–4 dBμV typ.	0 dBμV (min.)	
	(5% BER, emf)	–	–8 dBμV typ.	–8 dBμV typ.	–	–	–	–	
	(1% BER, emf)	–11/–6 dBμV typ. (DN/DVN)	–	–	–4/–5 dBμV typ. (DN/DVN)	–	–	0 dBμV typ.	
Selectivity	(W/M/N)	75/75/71 dB typ.	85/83/75 dB typ.	80/80/70 dB typ. (VHF) 75/75/70 dB typ. (UHF)	–	75/75/65 dB typ.	75/75/65 dB typ.	86/83/77 dB typ. (VHF) 80/78/70 dB typ. (UHF)	
	(Digital)	65 dB typ.	–	65 dB typ. (VHF) 60 dB typ. (UHF)	64/60 dB typ. (DN/DVN)	–	–	67 dB typ. (VHF) 63 dB typ. (UHF)	
Intermodulation rejection	(Analogue)	65 dB typ.	70 dB typ.	67 dB typ.	–	67 dB typ.	67 dB typ.	72 dB typ.	
	(Digital, emf)	–	–	–	68/66dB typ. (DN/DVN)	–	–	76 dBμV typ. (VHF) 74 dBμV typ. (UHF)	
AF output power (Internal SP)	4 W typ.	4 W typ.	4 W typ.	–	4 W typ.	4 W typ.	3.5 W		


DN (Digital Narrow): 12.5 kHz. DVN (Digital Very Narrow): 6.25 kHz

*1 Upgrade licence required to enable 4000 channel capacity. IC-F5400DS/F6400DS (Segment type display): Channel indication is possible for up to 99 selected channels out of 1024.









	IC-F5400DP/DPS IC-F6400DP/DPS	IC-F5062D IC-F6062D	IC-F5122D IC-F6122D	IC-F5022 IC-F6022	IC-F5012 IC-F6012	IC-FR5100/H IC-FR6100/H
dPMR™	Mode 1/ Mode 2	✓	✓	✓	–	✓
	Mode 2 Multi-site	✓	✓	✓	–	UC-FR5000 *3 (#12 required)
	Mode 3 Trunking	✓*2	✓*3	–	–	UC-FR5000SE *8
Voice Scrambler (Digital)	✓	✓	✓	–	–	✓
Voice Scrambler (Analogue)*1	Inversion	✓	✓	–	–	✓
	Non-rolling	–	UT-109R *4	–	UT-109R *4	UT-109R *4
	Rolling	–	UT-110R *4	–	UT-110R *4	UT-110R *4
CTCSS/DTCS	encoder/decoder	✓	✓	✓	✓	✓
2-Tone	encoder/decoder	✓	✓	✓	✓	–
5-Tone	encoder/decoder	✓	✓	✓	✓	✓
DTMF autodial	✓	✓	✓	✓	✓	✓
DTMF decoder	✓*5	✓*5	–	–	–	–
BIIS 1200	✓	✓	✓*6	✓*6	✓*6	–
MDC 1200	✓	–	–	✓	✓	–
Lone worker function	✓	✓	✓	✓	✓	–
Channel announcement	✓	–	–	–	–	–
Voice recorder	✓	–	–	–	–	–
GPS receiver	Built-in (UX-241 antenna required)		–	–	–	–
IP rating	IP55	IP54*7	–	–	–	–
MIL-STD requirements	MIL-810 G	MIL-810 F	MIL-810 F	MIL-810 F	MIL-810 F	MIL-810 F

*1 Inversion type voice scrambler is not compatible with UT-109R/UT-110R voice scrambler. *2 Upgrade licence required. *3 Depending on version. *4 Either one of these options can be installed. *5 Possible as a kind of 5-Tone format. *6 PTT ID only. *7 IP dust and water tests were performed on the controller and RMK-3 only. *8 IC-FC5000E external controller required. The IC-FR5100/H, FR6100/H cannot be used as a base station in dPMR Mode 3.










UT-109R : Required internal unit (Eg. UT-109R) ✓ : Available – : Not available



OPTIONS FOR IP ADVANCED RADIO SYSTEM, RoIP & VPN ROUTER






	BATTERY PACKS		BATTERY CASE	DESKTOP CHARGER	MULTI-CHARGER	AC ADAPTERS		DC POWER CABLE	
MODEL NAME	BP-272 (Li-ion) 7.4 V/1880 mAh (min.) 2000 mAh (typ.) 	BP-271 (Li-ion) 7.4 V/1150 mAh (min.) 1200 mAh (typ.) 	BP-273 LR6 (AA) x3 cells 	BC-202 Rapid charger 	BC-211 Rapid multi-charger 	BC-123S *1 12 V/1 A For use with BC-202 	BC-157S 12 V/7.5 A For use with BC-211 	OPC-656 For use with BC-211 	
IP100H	✓	✓	✓	✓	✓	✓	✓	✓	










*1 BC-123SA for US plug. SE for Europe plug. SV for Australia plug.

	SPEAKER-MICROPHONES		EARPHONE-MICROPHONES		HEADSETS				
MODEL NAME	HM-183LS IPX7 	HM-186LS 	HM-153LS *2 	HM-166LS *2 	HS-94 *3 Earhook type with boom microphone 	HS-95 *3 Behind-the-head type 	HS-97 *3 Throat microphone type 	HS-102 *2 Earphone type 	HS-85 *2 Over-the-head type with PTT switch 
IP100H	✓	✓	✓	✓	✓ <small>(Use with OPC-2006LS or OPC-2328)</small>	✓ <small>(Use with OPC-2006LS or OPC-2328)</small>	✓ <small>(Use with OPC-2006LS or OPC-2328)</small>	✓ <small>(Use with OPC-2359)</small>	✓ <small>(Use with OPC-2144)</small>




*2 Requires either HM-153LS, HM-166LS, HS-102 with OPC-2359 or HS-85 with OPC-2144 for full-duplex operation.

*3 HS-94, HS-95 and HS-97 headsets are simplex mode operation only.

	PLUG ADAPTER CABLES	PTT SWITCH CABLES		BELT CLIP	
MODEL NAME	OPC-2006LS VOX operation 	OPC-2144 Slim L-type plug 	OPC-2328 	OPC-2359 	MB-127 Alligator type 
IP100H	✓	✓	✓	✓	✓

	DIGITAL VOICE CONVERTER	AC ADAPTERS			AUDIO CONNECTION CABLES				HAND MICROPHONE	DESKTOP MICROPHONE
MODEL NAME	CT-24 	BC-207S 12 V / 3.5 A 	BC-147S *4 12 V/0.25 A 	OPC-2273 For VHF marine transceiver 5 m 	OPC-2274 For IC-FR5100/H series 5 m 	OPC-2275 For mobile transceiver 5 m 	OPC-2276 For HM-152 or SM-26 5 m 	HM-152 	SM-26 	
VE-PG3	✓	✓		✓	✓	✓	✓	✓ <small>(Use with OPC-2276)</small>	✓ <small>(Use with OPC-2276)</small>	
SR-VPN1		✓								
AP-90M		✓								
IP100FS			✓ <small>(Use with CT-23)</small>					✓ <small>(Use with CT-23 and BC-147S)</small>	✓ <small>(Use with CT-23 and BC-147S)</small>	
RC-FS10			✓ <small>(Use with CT-23)</small>					✓ <small>(Use with CT-23 and BC-147S)</small>	✓ <small>(Use with CT-23 and BC-147S)</small>	

*4 BC-147SA for US plug. SE for EURO plug. SV for Australia plug.

	MICROPHONE ADAPTER	ACCESS POINT MANAGER	SERIAL CABLE
MODEL NAME	CT-23 	RS-AP3 	OPC-1402A For maintenance use 
VE-PG3			
SR-VPN1			✓
AP-90M		✓	
IP100FS	✓		
RC-FS10	✓		

Some options may not be available in some countries. Please ask your dealer for details.

SPECIFICATIONS FOR IP ADVANCED RADIO SYSTEM, RoIP & VPN ROUTER

	VE-PG3
Power supply	100–240 V AC 12 V DC ±10% (with supplied AC adapter)
Dimensions (W × H × D; projections not included)	232 × 38 × 168 mm
Weight (approx.)	800 g
Regulatory compliance	FCC (Part 15 Class B/Part 68), TIA968-B ICES-003, ICCS-03, CE mark, ETSI ES 203 021 ETSI EG 201 121 (Advisory Note), ETSI TS 102 027-2 V4.1.1 (2006-07), ITU-T G.711
LAN/WAN	RJ-45 connector × 2 100BASE-TX/10BASE-T (AUTO MDI/MDI-X)
TRX 1/2 port	Analog audio/transmit control 2.54 mm pitch quick connector (4 terminals ×3)×2
EXT 1/2 port	General audio/transmit control/Relay circuit 2.54 mm pitch quick connector (4 terminals ×3)×2
Telephone set port	RJ-11 connector ×1
Telephone line port	RJ-11 connectors ×2
USB (USB 2.0)	Standard A receptacles ×2
Internet protocol	IPv4
Supported protocol	SIP
Codec	G.711 μ-law, AMBE+2™ (Optional CT-24 required)

	SR-VPN1
Power supply	100–240 V AC 12 V DC ±10% (with supplied AC adapter)
Dimensions (W × H × D; projections not included)	232 × 38 × 168 mm
Weight (approx.)	800 g
Regulatory compliance	FCC (Part 15 Subpart B), ICES-003, EN55022, EN55024, EN61000-3-2, EN61000-3-3
WAN	RJ-45 connector × 2 1000BASE-T/100BASE-TX/10BASE-T (AUTO MDI/MDI-X)
LAN	RJ-45 connector × 4 with switching function 1000BASE-T/100BASE-TX/10BASE-T (AUTO MDI/MDI-X)
USB	Standard A receptacles ×2
Maintenance console	RS-232C (RJ-11) connector
Internet protocol	IPv4
Dynamic DNS	Supported
IPsec tunnels	Up to 32
Encryption	3DES, AES-128, AES-192, AES-256
Authentication	MD5, SHA-1
IKE keying method	Pre-shared key
NAT traversal	Supported
Multicast protocol	VE-PG3 supported

	IP100H
Wireless standards	IEEE 802.11 a/b/g/n
Frequency coverage* ¹	2.4–2.4835 GHz, 5.15–5.35, 5.47–5.85 GHz
Dimensions (W × H × D; projections not included)	58 × 95 × 26.4 mm (with BP-271)
Weight (approx.)	205 g (with BP-271 and antenna)
RF output power	Less than 10 mW/MHz
Voice Codec	G.711 μ-law (64 kbps)
AF output power	Internal SP 400 mW (typ., 16 Ω at 10% distortion) External SP 200 mW (typ., 8 Ω at 10% distortion)
Security	WEP(64/128-bit), WPA-PSK(TKIP/AES), WPA2-PSK(TKIP/AES)
Operating time (1:1:8 duty cycle.)	More than 20 hours (with BP-271)

*¹ Authorized frequency range and channels may differ depending on country.

	IP1000C
Power supply	100–240 V AC (with supplied AC adapter)
Dimensions (W × H × D; projections not included)	232 × 38 × 168 mm
Weight (approx.)	750 g (Main unit only)
LAN	RJ-45 connector × 4 1000BASE-T/100BASE-TX/ 10BASE-T (AUTO MDI/MDI-X)
USB	Standard A receptacles ×2
Maintenance console	RS-232C (RJ-11) connector

	AP-90M
Wireless LAN	IEEE 802.11 a/b/g/n/ac
Frequency coverage* ²	2.4–2.4835 GHz, 5.15–5.35, 5.47–5.85 GHz
Power supply	12 V DC ±10% or PoE (IEEE802.3af compatible)
Dimensions (W × H × D; projections not included)	120 × 29 × 103 mm
Weight (approx.)	300 g (Main unit only)
Wired LAN	RJ-45 connector × 1 1000BASE-T/100BASE-TX/ 10BASE-T (Auto MDI/MDI-X)
Data rates (theoretical value)	11 Mbps, 54 Mbps, 300 Mbps, 866.7 Mbps
Security	WEP (64/128/152-bit), WPA, WPA2, WPA-PSK, WPA2-PSK

*² Authorized frequency range and channels may differ depending on country.

All stated specifications are subject to change without notice or obligation. Read all instructions enclosed with the transceiver carefully and completely before using the transceiver.

Icom, Icom Inc. and the Icom logo are registered trademarks of Icom Incorporated (Japan) in Japan, the United States, the United Kingdom, Germany, France, Spain, Russia, Australia, New Zealand and/or other countries. IDAS, IDAS logo, COMMANDMIC and AQUAQUAKE are trademarks of Icom Incorporated. dPMR and the dPMR logo are trademarks of the dPMR MoU Association. NXDN is a trademark of Icom Incorporated and JVC KENWOOD Corporation. Windows is either a registered trademark or a trademark of Microsoft Corporation in the United States and/or other countries. AMBE+2 is a trademark and property of Digital Voice System Inc. The Bluetooth® word mark and logos are registered trademarks owned by Bluetooth SIG, Inc. and any use of such marks by Icom Inc. is under license. All other trademarks are the properties of their respective holders.

Icom Inc. 1-1-32, Kami-minami, Hirano-Ku, Osaka 547-0003, Japan Phone: +81 (06) 6793 5302 Fax: +81 (06) 6793 0013 www.icom.co.jp/world **Count on us!**

Icom America Inc.
12421 Willows Road NE,
Kirkland, WA 98034, U.S.A.
Phone: +1 (425) 454-8155
Fax: +1 (425) 454-1509
E-mail: sales@icomamerica.com
URL: <http://www.icomamerica.com>

Icom (Europe) GmbH
Communication Equipment
Auf der Krautweide 24
65812 Bad Soden am Taunus, Germany
Phone: +49 (6196) 76685-0
Fax: +49 (6196) 76685-50
E-mail: info@icom-europe.com
URL: <http://www.icomeurope.com>

Icom France s.a.s.
Zac de la Plaine,
1 Rue Brindejonc des Moulinais, BP 45804,
31505 Toulouse Cedex 5, France
Phone: +33 (5) 61 36 03 03
Fax: +33 (5) 61 36 03 00
E-mail: icom@icom-france.com
URL: <http://www.icom-france.com>

Asia Icom Inc.
6F No. 68, Sec. 1 Cheng-Teh Road,
Taipei, Taiwan, R.O.C.
Phone: +886 (02) 2559 1899
Fax: +886 (02) 2559 1874
E-mail: sales@asia-icom.com
URL: <http://www.asia-icom.com>

Your local distributor/dealer:

Icom Canada
Glenwood Centre #150-6165
Highway 17A, Delta, B.C.,
V4K 5B8, Canada
Phone: +1 (604) 952-4266
Fax: +1 (604) 952-0090
E-mail: info@icomcanada.com
URL: <http://www.icomcanada.com>

Icom Spain S.L.
Ctra. Rubi, No. 88 "Edificio Can Castanyer"
Bajos A 08174, Sant Cugat del Valles,
Barcelona, Spain
Phone: +34 (93) 590 26 70
Fax: +34 (93) 589 04 46
E-mail: icom@icomspain.com
URL: <http://www.icomspain.com>

Icom (Australia) Pty. Ltd.
Unit 1 / 103 Garden Road,
Clayton, VIC 3168 Australia
Phone: +61 (03) 9549 7500
Fax: +61 (03) 9549 7505
E-mail: sales@icom.net.au
URL: <http://www.icom.net.au>

Shanghai Icom Ltd.
No.101, Building 9, Caifuxingyuan Park,
No.188 Maoting Road, Chedun Town,
Songjiang District, Shanghai, 201611, China
Phone: +86 (021) 6153 2768
Fax: +86 (021) 5765 9987
E-mail: bjicom@bjicom.com
URL: <http://www.bjicom.com>

Icom Brazil
Rua Itororó, 444 Padre Eustáquio
Belo Horizonte MG,
CEP: 30720-450, Brazil
Phone: +55 (31) 3582 8847
Fax: +55 (31) 3582 8987
E-mail: sales@icombrazil.com

Icom (UK) Ltd.
Blacksloe House, Altira Park,
Herne Bay, Kent, CT6 6GZ, U.K.
Phone: +44 (0) 1227 741741
Fax: +44 (0) 1227 741742
E-mail: info@icomuk.co.uk
URL: <http://www.icomuk.co.uk>

Icom New Zealand
39C Rennie Drive, Airport Oaks,
Auckland, New Zealand
Phone: +64 (09) 274 4062
Fax: +64 (09) 274 4708
E-mail: inquiries@icom.co.nz
URL: <http://www.icom.co.nz>